



Kurdistan Regional Government
Council of Ministers
Ministry of Education

Sunrise

6

Student's Book



Property of Ministry
of Education
NOT FOR RESALE

Sunrise

Student's Book

6



Kurdistan Regional Government
Council of Ministers
Ministry of Education

حکومەتی هەرێمی کوردستان - عێراق

وهزارەتی پەرۆردە - بەرێوەبەرایەتی گشتی پرۆگرام و چاپەمەنییەکان

نەم پەرتووکی مۆلکی وەزارەتی (پەرۆردە)ی حکومەتی هەرێمی کوردستانە . فرۆشتنی ئە بازار

قەدەغەبە و نۆز بە یاسایە

Nick Beare

Map of the Book

| | Topic | Main language | Vocabulary | Pronunciation and spelling | Let's talk about ... |
|------------------------|--------------------|--|---|---|--------------------------------|
| Unit 1 | Review | Review of level 5 language | Review of level 5 vocabulary | Review of pronunciation and spelling from level 5 | |
| Unit 2 | Review | Review of level 5 language | Review of level 5 vocabulary | Review of pronunciation and spelling from level 5 | |
| Unit 3 | Activities (1) | I like + ... ing <i>I like doing sport.</i> <i>Do you like going on picnics?</i> | go on a picnic, eat yaprakh, drink tea, go to the town centre, buy clothes, go to the funfair, do sport | Words with <i>c</i> and <i>j</i> | offering people food |
| Unit 4 | School subjects | Using and, but, or <i>I like chicken and cheese.</i> <i>I like chicken but I don't like cheese.</i> <i>I don't like chicken or cheese.</i> | Maths, English, Kurdish, Art, PE, Science, Break, easy, difficult, fun | Words with <i>h</i> and <i>p</i> | our favourite things |
| Unit 5 | Food and drink (1) | Asking for things with Can I have ...? <i>Can I have a fizzy drink, please?</i> <i>Yes, of course. Here you are.</i> <i>No, sorry.</i> | snacks, fizzy drink, lollipop, cup of Kurdish tea, cup of coffee, glass of milk | Words with <i>m</i> and <i>b</i> | offering people food and drink |
| Revision 1 (units 3–5) | | | | | |
| Unit 6 | Describing things | Using have got ... <i>I've got a bag.</i> <i>I haven't got a camera.</i> | horrible, beautiful, clean, dirty, dangerous, safe | Words with <i>d</i> and <i>t</i> | borrowing things |
| Unit 7 | Illness (1) | Using has got ... <i>He's got a cut.</i> <i>My phone hasn't got a signal.</i> | cough, cold, cut, headache, stomach ache, toothache, temperature | Words with <i>p</i> and <i>b</i> | illnesses and giving advice |
| Unit 8 | Activities (2) | Past simple regular affirmative <i>I talked to the doctor.</i> | walked, talked, phoned, watched, played, listened, cleaned | Words with <i>l</i> and <i>r</i> | dates and birthdays |
| Revision 2 (units 6–8) | | | | | |
| Unit 9 | Activities (3) | Past simple with for and ago <i>He played a game for an hour.</i> <i>It was a beautiful place four years ago.</i> | invited, cooked, started, opened, played, danced, finished | Past tense endings <i>-ed</i> | helping people |

| | Topic | Main language | Vocabulary | Pronunciation and spelling | Let's talk about ... |
|--------------------------|-------------------------|--|--|---|-----------------------|
| Unit 10 | Activities (4) | Past simple irregular affirmative <i>I went to the supermarket.</i> <i>We made this poster.</i> | had, made, bought, put, went, took | Words with <i>st</i> , <i>sh</i> , <i>sp</i> , <i>sn</i> , <i>sk</i> , <i>sm</i> , and <i>s/sch</i> | making suggestions |
| Unit 11 | Studying | Past simple negative with I/you/we/they I didn't buy a notebook. We didn't finish. | revise for an exam, write a story, draw a picture, do your homework, read a book about the environment, find out about pollution | Words with <i>g</i> and <i>k</i> | shopping (1) |
| Revision 3 (units 9-11) | | | | | |
| Unit 12 | Materials and recycling | Past simple negative with he/she <i>She didn't have lunch with us.</i> | glass, paper, metal, wood, plastic, rubbish, cloth pick up the glass, put the rubbish in a bag, recycle the paper | Words with <i>m</i> and <i>n</i> | the time (1) |
| Unit 13 | Places in a town | Past simple questions with you Did you talk to Kathy? Yes, I did./No, I didn't. | museum, castle, swimming pool, funfair, zoo, library | Words with <i>a</i> | the time (2) |
| Unit 14 | Accidents | Past simple questions with he/she Did she give it some water? Yes, she did./No, she didn't. | fall over, kick, hurt your hand, drop, throw, hit | Words with <i>e</i> | apologising |
| Revision 4 (units 12-14) | | | | | |
| Unit 15 | Illness (2) | Review of past simple, regular and irregular, affirmative, negative and questions | be sick, give someone something, look after, get better, be fine | Words with <i>i</i> | shopping (2) |
| Unit 16 | Food (2) | There are ... with countable nouns <i>There are some plates.</i> <i>There aren't any napkins.</i> | sweets, dates, olives, biscuits, plates, napkins | Words with <i>o</i> | restaurants |
| Unit 17 | Food (3) | There is ... with uncountable nouns <i>There isn't any bread.</i> <i>There is some butter.</i> | bread, rice, butter, sugar, chocolate, oil | Words with <i>u</i> | asking for directions |
| Revision 5 (units 15-17) | | | | | |
| Unit 18 | Review of all units | Review of all language from Sunrise 6 | Review of all vocabulary from Sunrise 6 | Review of all spelling and pronunciation points from this level | |

1 Point and say. Say more words for each group.



countries



possessions



months



places in town



directions



weather



houses

2 Listen and read. Talk about the children.

ID CARD

Sam
11
England
February 17th
16 Forest Road



ID CARD

Kathy
12
England
November 28th
16 Forest Road



ID CARD

Vian
11
Kurdistan
March 5th
38 Hill Street



ID CARD

Zheer
12
Kurdistan
August 31st
38 Hill Street



Vian is 11.

Sam and Kathy live at 16 Forest Road.

Zheer's birthday is on August 31st.

3 Point, ask and answer questions.

Where does he live?

He lives at 16 Forest Road.

1 Read, listen and say.

Hello Mum!

Hello! Oh, hello Zheer. Come in. How are you?

Would you like a glass of water?

Yes, please.

I'm fine, thanks.

Here you are.

Thank you. Where are Kathy and Vian?

We're in the garden!

2 Listen, read and say.



What's the weather like today?
 Is it sunny? Can you say?
 Is it cloudy? Is it cold?
 Stop, stop! I don't know!
 Go outside and see!



All about me!

3 In your notebook, write questions and answers.

Where _____ you live?

What time _____ you get up?

What time _____ your friend get up?

1 Listen. Say words with the same sound and spelling.

guitar • teacher • mother • thirty • good • horses • yogurt

2 Read about Sam's house. Point and say the rooms.



This is a picture of my house. Our car is in the garage. The garage is under my parents' bedroom. The kitchen is between the garage and the hall. The bathroom is next to my parents' bedroom.

Kathy's bedroom isn't big. She has a bed, a desk and a chair. She has a computer but she doesn't have a CD player. My bedroom is small. I have a bed and a chair but I don't have a desk. I don't have a computer, but I have a CD player and I have a lot of CDs. There's a tree in front of my bedroom and the living room.

3 Read and write Yes or No in your notebook.

- 1) The kitchen is under the bathroom.
- 2) Kathy's room is big.
- 3) Kathy and Sam have CD players.
- 4) Kathy doesn't have a computer.
- 5) There's a tree in front of Sam's room.
- 6) Kathy and Sam have chairs in their bedrooms.

1 Point and say. Say more words for each group.



the country



the beach




rescue



shops



verbs



food



the time

2 Listen, read and talk about the holiday.

The Aziz Family

In July and August, I was in Kurdistan with my family. It was very hot! It was sunny every day. In July we were in Duhok. In August we were in Silemani. It was a great holiday.



Vian was in Kurdistan in July and August.

3 Ask and answer questions.

Where was Vian in July?

Was Zheer in England on August 10th?

1 Read, listen and say.

Was the first day of term good?

Yes, it was.

Were all your friends at school?

Yes, they were.

What was your first class?

English. It was easy.

Come on! Let's play a game!

2 Listen and read. Then say and answer.
 Use *I like ...* and *I don't like ...*

Pop music.

Apples.

Zakaria.

I like it.

I don't like them.

I like him.

All about me!

3 In your notebook, complete the questions about yourself and your family. Write the answers.

Where _____ you on Monday afternoon?


_____ your sister at home on Monday morning?

1 Listen. Say words with the same sound and spelling.

play • early • green • trainers • hair • late • nine • home • use

2 Read the instructions in the tourist guide. Match the instructions with the places in the box.

forest • river • lake



There are lots of very nice places near Birton. You can walk to all of them.

Start at the Flower Café.
 To the _____
 Go straight on. Walk to the tree. Turn right. Go straight on. It's on your left.
 To the _____
 Turn right. Walk on the path. Walk straight on. It's in front of you.
 To the _____
 Walk to the rocks. Turn left. Walk straight on. It's in front of you.

3 Listen and read. Sing.



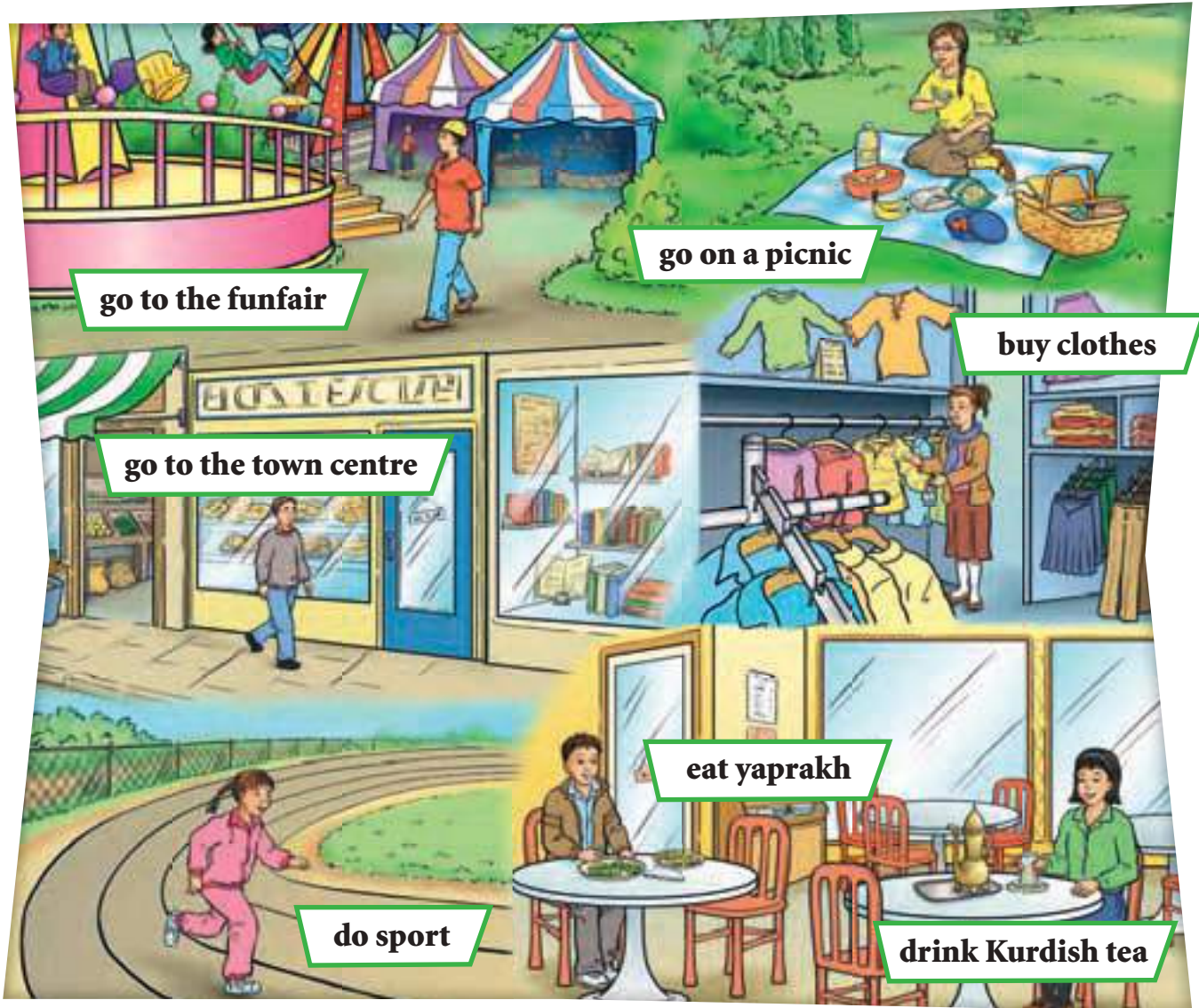
Be healthy and fit! Don't sit on the chair!
 Walk to the shops! Walk everywhere!
 Walk to the park! Walk to school!
 Walk every day! It's good for you!

Walk two blocks! Go straight on!
 Turn left! Turn right! It's lots of fun!
 Walk three blocks! Walk four more!
 Walking is what your legs are for!



Exercise every day!

1 Listen and say.



2 Listen and match.



3 Point at people in the poster. Ask and answer.

What is he doing?

He's eating yaprakh.

**4 Say and guess.
Use the clothes words in the box.****Vocabulary
Revision**

shirt ● trousers ● T-shirt ● shoes ● skirt ● trainers ● socks
cap ● jacket ● scarf ● gloves ● sweater ● tracksuit

He's wearing a brown jacket. What is he doing?


He's eating yaprakh.

That's right.

1 Read, listen and say.



2 Listen, read and say.



All about me!

3 In your notebook, write about yourself and your family and friends.

I like going on picnics.

My sister doesn't like watching television.

1 Listen to the sentences. Say.

Words with **c** and **j**

I like **J**anuary, **J**une and **J**uly.

You **c**an **c**ook a **c**ucumber.

A **c**at **c**an jump.

A **c**ow **c**an't jump.



REMEMBER

ch... has different sounds

cheese **chef**

2 Read Zheer's homework. Guess the meaning of the underlined words. The photos will help you.

Picnics in Kurdistan



Food for our picnic

My father cooks the meat for our meal.

We often go on picnics in Kurdistan. My mother makes salad and rice. We go to a beautiful place in the hills. My father cooks the meat. We eat kebabs, rice and salad. At the end of the meal, my mother and father drink tea.

After the meal, I walk in the hills with my sister. Sometimes we see wild animals. My favourite wild animals are tortoises. My sister doesn't like them. She likes hedgehogs.



My sister's favourite wild animal



My favourite wild animal

3 Read and answer the questions.

1) Who cooks the meat?

2) Who makes the salad?

3) Who drinks tea?

4) Who walks in the hills?

5) Who sees wild animals?

6) Who likes hedgehogs?

- 1 Say the words. Write more words for fruit and vegetables in your notebook.**



- 2 Write three questions in your notebook.**

Would you like a banana?
Would you like an apple?
Would you like some grapes?

Be polite!

- 3 Listen and read. Talk with your classmates.**



Would you like an orange?

Yes, please.

Here you are.

Thank you. It looks delicious.



1 Listen and say.



2 Ask and answer.

Do you have Art on Tuesday?

Yes, I do.

Do you have Science on Monday?

No, I don't.

3 In your notebook, write about school subjects.



easy



difficult



fun

Art isn't difficult.
I think Maths is easy.
I don't think English is difficult.

4 Ask and answer.

What time is the Kurdish class?

It's at five past ten.

Vocabulary
Revision

1 Read, listen and say.



2 Talk about Vian's timetable.

| | Monday | Tuesday | Wednesday | Thursday | Friday |
|-----------|---------------|----------------|------------------|-----------------|---------------|
| 1 | English | Music | Maths | Computers | Kurdish |
| 2 | Maths | Music | Science | English | Maths |
| 3 | Science | PE | English | Kurdish | English |
| B R E A K | | | | | |
| 4 | PE | English | Computers | Maths | Science |
| 5 | Art | Maths | Art | Music | PE |

She has Art on Monday and Wednesday.

She doesn't have PE on Wednesday or Thursday.

She has Computers on Thursday but she doesn't have Computers on Friday.



All about me!

3 In your notebook, write about your timetable.

I have _____ on _____ and _____.

I don't have _____ on _____
or _____.

I have _____ on _____ but I don't have
it on _____.

1 Listen to the sentences. Say.

Words with **h** and **p**

He's **h**appy but he's
hungry.

A **p**ink pencil and
a **p**urple pen.

He **h**as pizzas for the **p**arty in the **p**ark.



REMEMBER

h has different sounds in **sh** and **ch**
chips **sh**ops

2 Read the encyclopedia article. Guess the meaning of the underlined words. The picture can help you.

Hedgehogs

Hedgehogs live in many countries of the world. In England, there is only one type of hedgehog. It has brown fur on its stomach. In Iraq, for example, there are different types of hedgehog. One type has white fur on its stomach. The second type has long ears. All types of hedgehogs have long spines.



When hedgehogs are frightened, they go into a ball. Hedgehogs can run and they can swim too! Most hedgehogs are nocturnal. That means they sleep in the day, and at night they look for food.

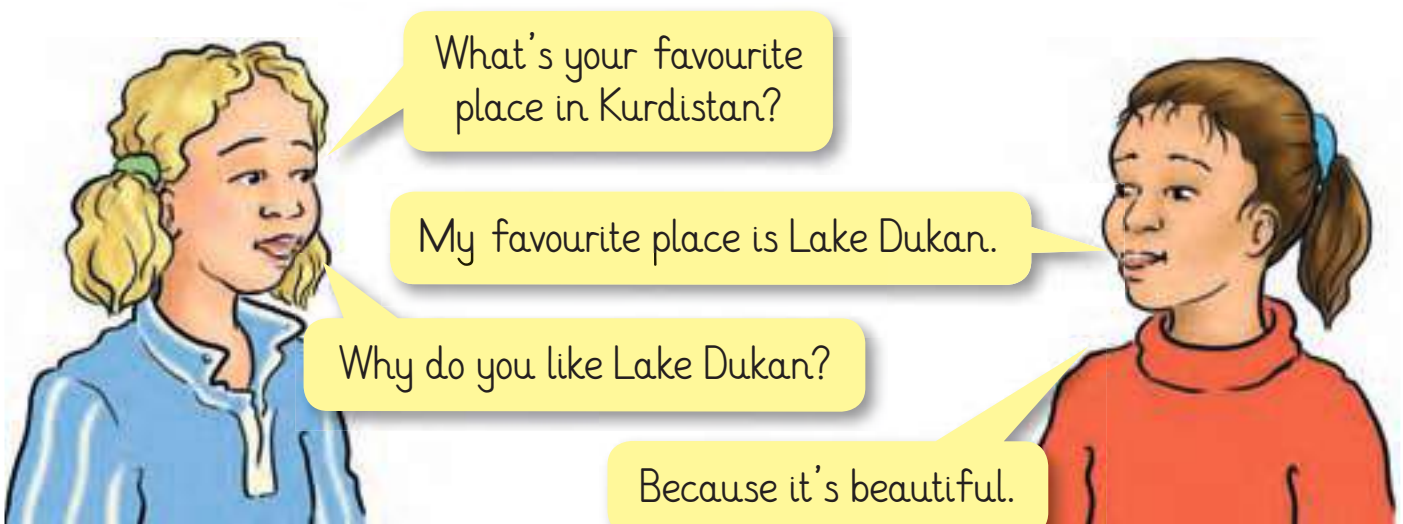
3 Listen, read and sing.

Study, study, study,
Learn about the world,
Kurdish, English, Science, Maths,
Time to study, boys and girls!
Practise, practise, practise,
There's a lot to do,
Art and PE, they're good fun,
There is always something new!




**1 Talk about your answers to these questions.**

- 1 What is your favourite place in Kurdistan?**
- 2 What is your favourite room in your house / flat?**
- 3 What is your favourite place in your city / town / village?**

2 Write sentences in your notebook.**3 Listen and read. Talk with your classmates.**

You can use these words with *because* ...
beautiful • delicious • nice • comfortable • interesting

1 Listen and say.



2 Ask and answer. Use the words in the box.

next to • between • in front of • behind

Where are the snacks?

They're in front of the cup of coffee.

3 Point and say.



There's a fizzy drink.
There are two Kurdish teas.

That's the blue tray.

**Vocabulary
Revision**

4 Talk about the prices.



The fizzy drink is 900 dinars.

1 Read, listen and say.

Saturday

Can I have a fizzy drink, please?

Can I have a fizzy drink, please?

Yes, of course. Here you are.

I'm sorry. We've run out.

Let's walk to Birton Wood. It's near here. There are lots of butterflies!

Oh no! That's not fair!

Great idea!

2 Listen, read and say.



Can I have a glass of milk, please?


Thank you.



Yes, of course. Here you are.

Can I have a lollipop, please?

Oh, OK.



I'm sorry. We've run out.



All about me!

3 In your notebook, write a conversation like this.

A guest in the house

Can I have a fizzy drink, please?

Yes, of course. Here you are.

Thank you.

1 Listen to the sentences. Say.

Words with **m** and **b**

There are **b**iscuits and **b**ananas in the **b**ig **b**lue **b**ag.

There's **m**ilk in the **m**arket on **M**onday.

Are you **b**ored? **B**uy a **m**agazine in the **m**arket!

2 Read about tea. Match the pictures with the countries.

There's a very special plant on the hills in India and China. People make the leaves into the world's favourite drink – tea.

In Kurdistan, people drink tea in small glasses with sugar. In Iran and Lebanon they drink tea in the same way.

In China, people drink tea in very small cups. They don't add milk or sugar.

In India, people drink tea in cups with a lot of milk and with sugar and spices.

In England, people drink tea in cups. They add a little milk, and some people add sugar.

You can drink tea in lots of different ways, but it's always delicious!



1 China

2 England

3 Kurdistan

4 India

5 Lebanon

6 Iran

3 Name the countries.

1) The tea plant grows on hills in these countries.

2) People drink tea in very small cups. They don't add milk.

3) People drink tea in cups. They add milk, but they don't add a lot of it.

4) People drink tea with spices.

5) People drink tea in the same way as in Kurdistan and Lebanon.

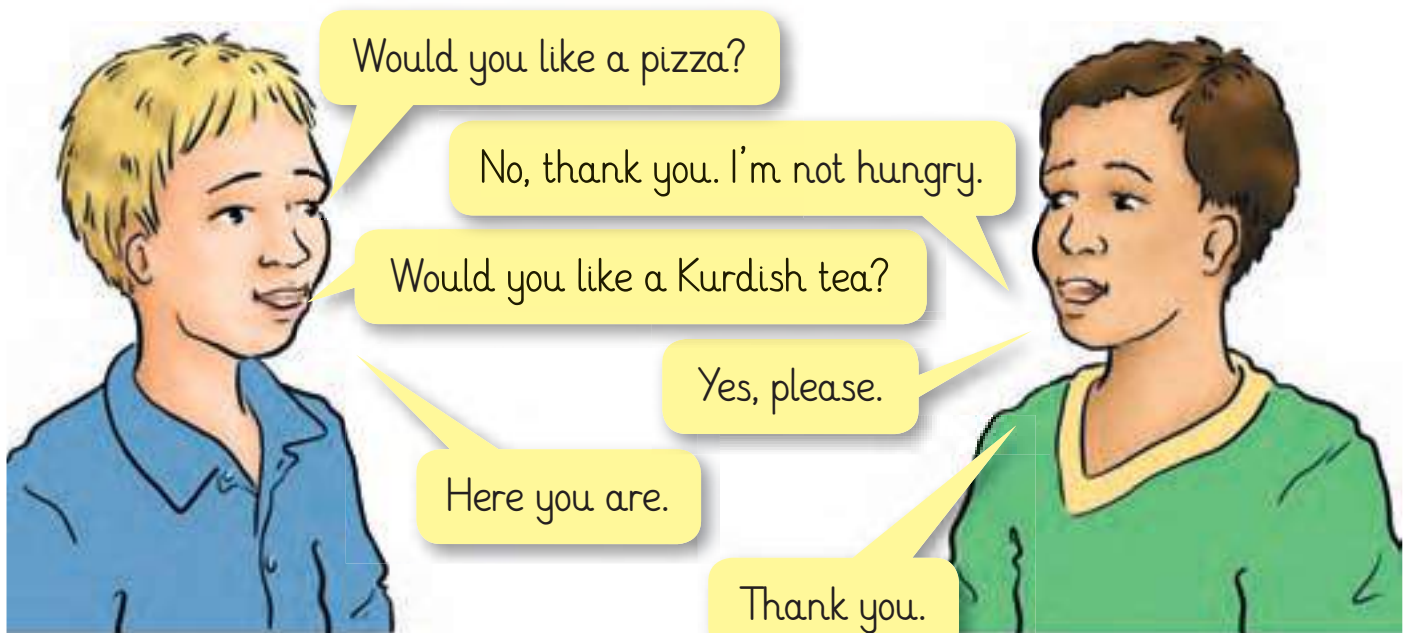
1 Say the words. Write more words for food and drink in your notebook.



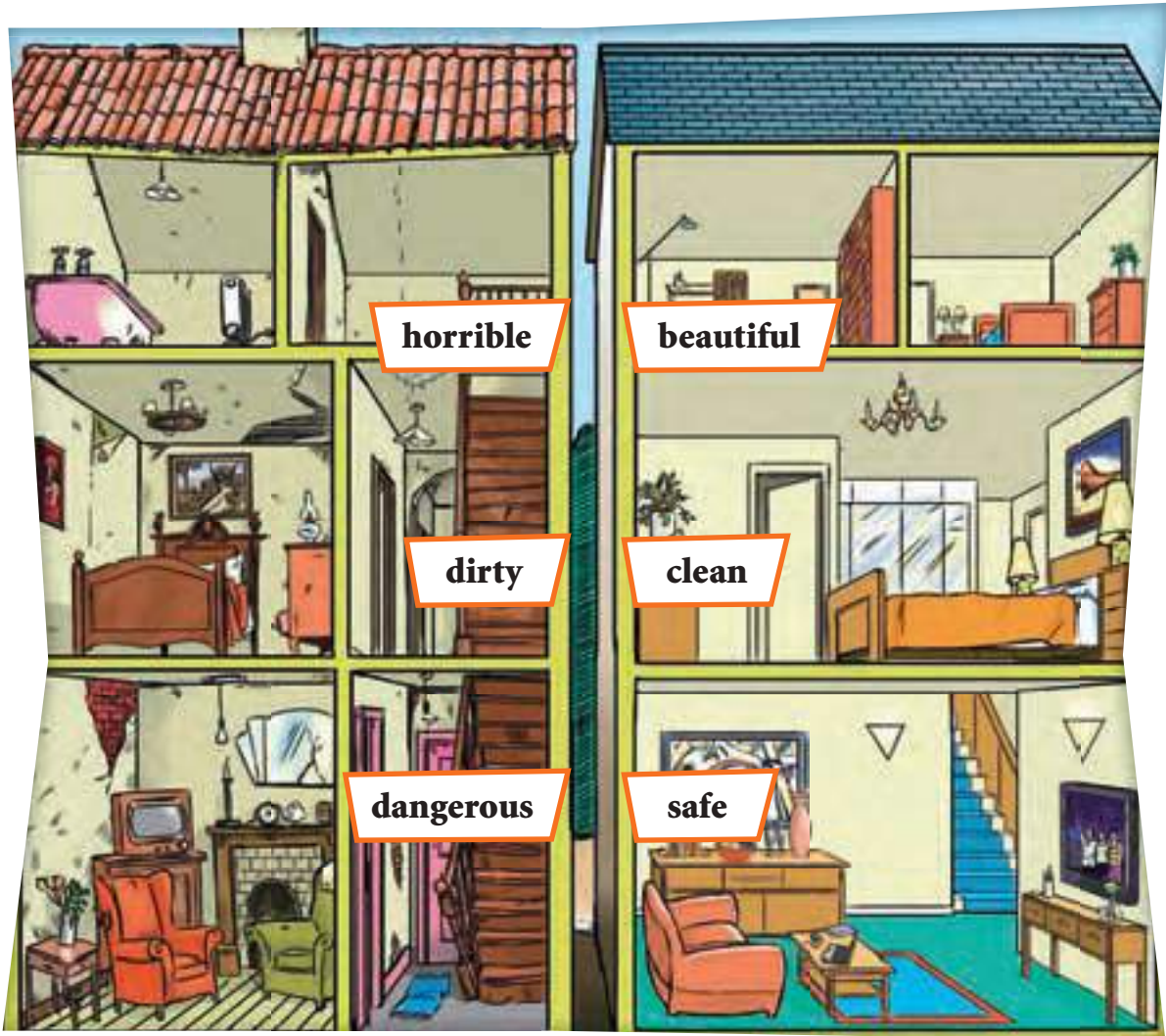
2 Read. Write three more questions in your notebook.

Would you like a Kurdish tea?
 Would you like a pizza?
 Would you like a sandwich?
 Would you like some chips?

3 Listen and read. Talk with your classmates.



1 Listen and say.



2 Talk about the objects.

The purple chair is horrible.



3 Ask and guess.



**Vocabulary
Revision**

4 Play a game. Use the new words in this lesson, and the words in the box.

short • tall • old • new • big • small • easy • difficult



1 Read, listen and say.



2 Play a game.



1



2



3



4



5



6

I've got a skateboard.
I haven't got a computer.

Are you Number 3?

Yes, I am.



All about me!

3 In your notebook, write about yourself.

I've got a bag.

I haven't got a camera.

1 Listen to the sentences. Say.

Words with d and t

Draw a duck and a doll.

Two trousers and twenty T-shirts.

Draw the dog near the tall trees.



REMEMBER

th has different sounds
three **this**

2 Read the encyclopedia page. Talk about the butterfly.

The Purple Emperor is a beautiful British butterfly. Its wings are brown and white. In the sun, the wings change to a beautiful purple colour. It lives in trees. Fifty years ago it was very common in England. Now it isn't very common.

There are a lot of reasons for this. It lives in trees, and people cut down a lot of trees every year. It can't live near houses, and there are more and more new houses in England every year. Also, pollution is very bad for it.



3 Listen and sing. Find the animals in the pictures.



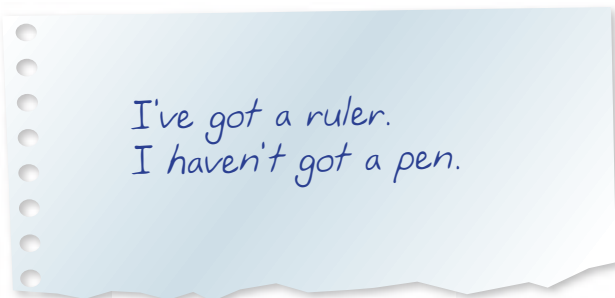
*Every animal is special,
Butterflies with coloured wings,
Elephants with big grey ears,
Fish and sharks with tails and fins.
Tigers running, zebras jumping,
Eagles flying high up ... wow!
Little insects, big blue whales,
Hedgehogs with their long spines ... ow!*



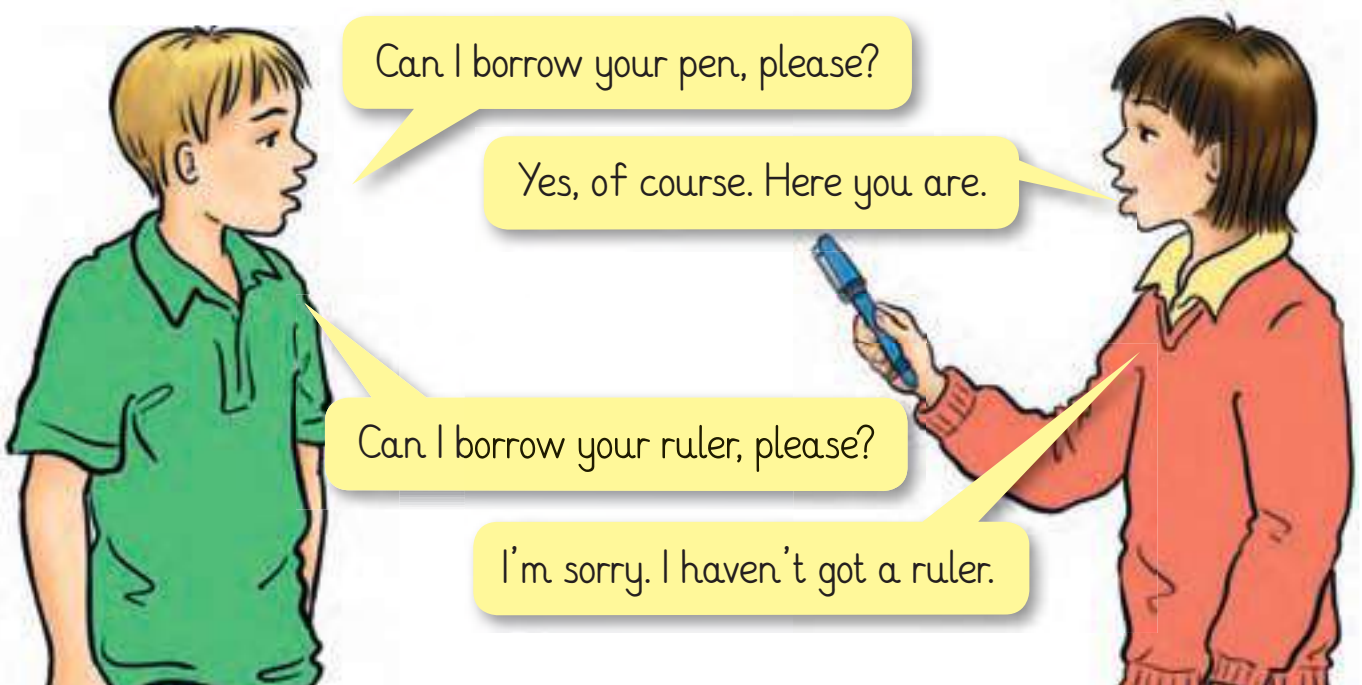
- 1 Say the words. Write more words for school objects in your notebook.**



- 2 Choose three objects for your pencil case. Write sentences with *I've got ...* and *I haven't got ...* in your notebook.**



- 3 Listen and read. Borrow things from your classmates!**



1 Listen and say.



2 Listen and point.

cold

stomach ache

headache

cough

toothache

temperature

cut

3 Act and say.



4 Look at the picture in Activity 1. Say and guess. Use the words in the box.

Vocabulary Revision

tall • short • old • young • happy • sad • tired • bored

He's tall and young.

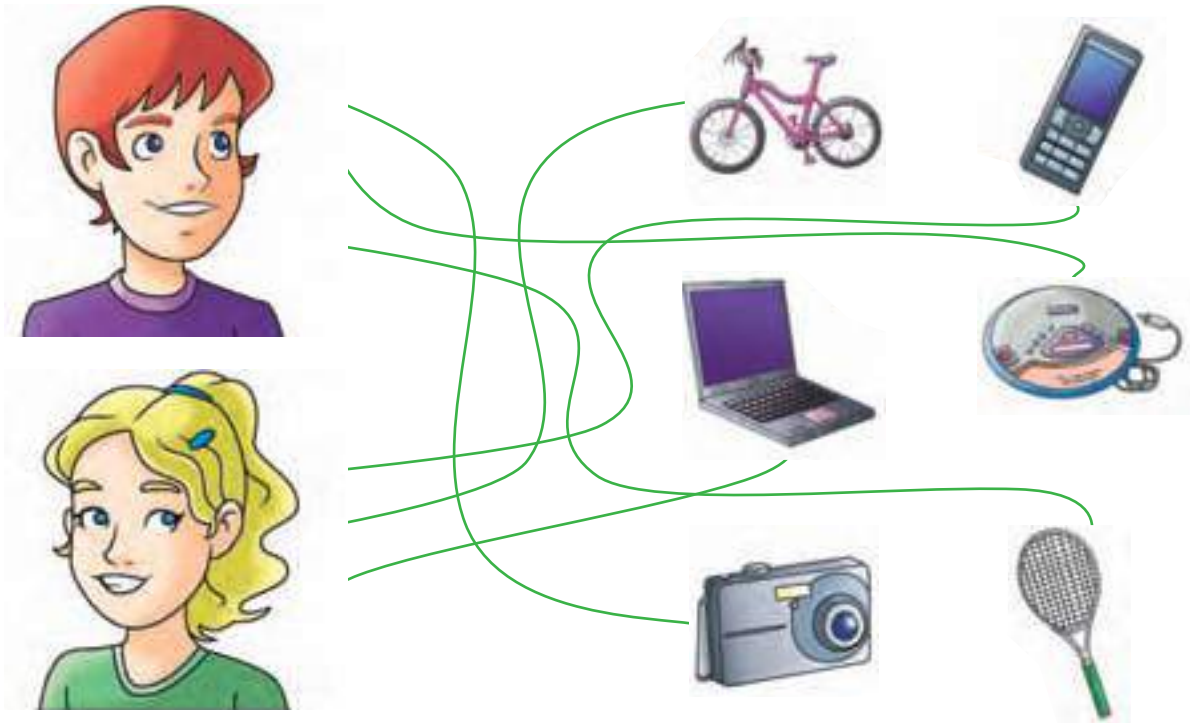
This person.

That's right.

1 Read, listen and say.



2 Follow the lines and say. Use *has got* and *hasn't got*.



He's got a camera.

She hasn't got a racket.



All about me!

3 In your notebook, write about your friends and family.

My father has got a camera.

My sister hasn't got a bicycle.

1 Listen to the sentences. Say.

The **p**oliceman **p**layed
football in the **p**ark.

Buy **b**ananas in the **b**azaar.

My **b**rother's **b**icycle was in the **p**ark
at half **p**ast two.



REMEMBER

ph has a different sound
elephant **ph**one

2 Read this first aid leaflet.

Guess the meaning of the underlined words.

First aid for cuts



Small cuts

First, wash the cut. Use a lot of water. It's a good idea to use soap too. Make sure the cut is clean. Then dry the cut with a clean towel. Next, put antiseptic cream on the cut. Finally, put a clean plaster on the cut.

Big cuts

These can be dangerous. Don't put plasters on a big cut. Cover the cut with a clean towel. Go to the hospital and see a doctor.

3 Read the sentences.

Write **Good idea** or **Bad idea** in your notebook.

- 1) Clean cuts with a dirty towel.
- 2) Put a plaster on a big cut.
- 3) If you have a big cut, go to hospital.
- 4) Wash a small cut with water.
- 5) First, put a plaster on a small cut. Then wash it.

Learn simple first aid!

1 Say the words. Write more words for illnesses in your notebook.

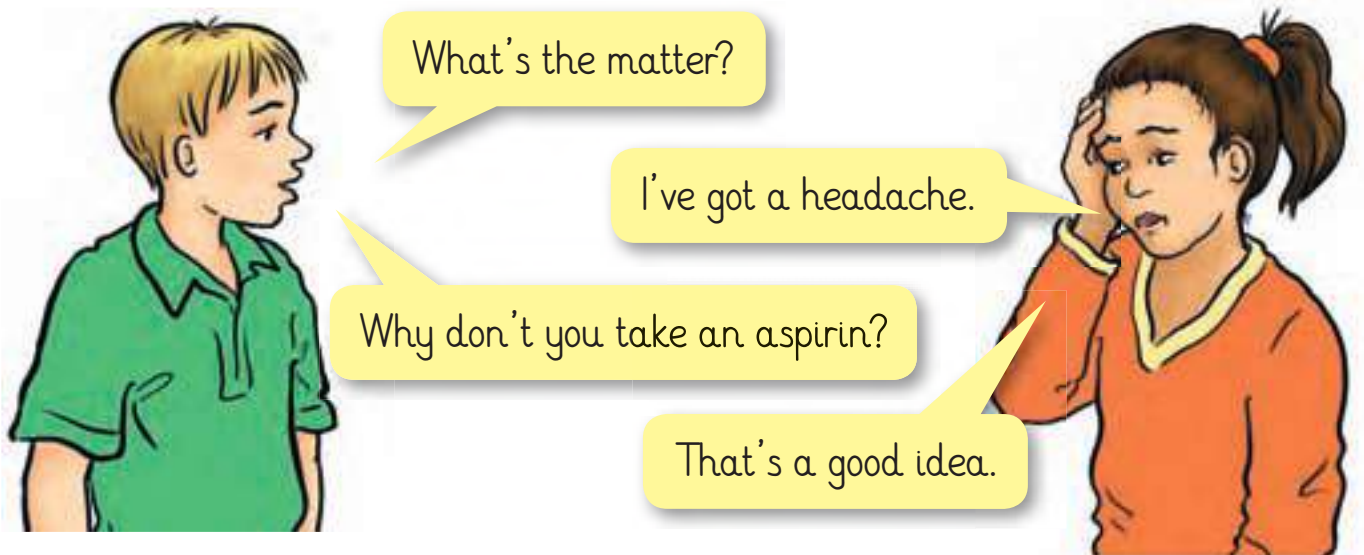


2 Match the illnesses with the solutions.

- 1 cold
- 2 cough
- 3 headache
- 4 stomach ache
- 5 toothache
- 6 cut

| |
|--------------------------|
| go to the doctor |
| go to bed |
| take an aspirin |
| take some cough medicine |
| put a plaster on it |
| go to the dentist |

3 Listen and read. Give your classmates advice.



1 Listen and say.



2 Listen and point.



3 Listen and write the words in the correct group in your notebook.

| listened | walked |
|----------|--------|
| _____ | _____ |
| _____ | _____ |
| _____ | _____ |

**Vocabulary
Revision**

**4 Look for the things in the box.
Say and guess.**

bicycle • computer • bag • mobile phone
magazine • CD player • bed



1 Read, listen and say.



Mum! Dad! Look at Zheer's hand!

Oh dear. Let's go to hospital.



That's a horrible cut. Poor you!

Ouch! It hurts!



I phoned your mother and father. They're coming to the hospital.

They're here now.



I'm very sorry about Zheer's hand.

Don't worry. It was an accident.

I talked to the doctor. Zheer can go home now.

2 Listen and number the activities.

A We watched the butterflies.



B We walked to Birton Wood.



C I cleaned the cut.



D I phoned my parents.



E We talked about the rubbish.





All about me!

**3 Think about yesterday.
In your notebook, write sentences with I**

| | |
|--|--------------------------|
| | I talked to my friends. |
| | |
| | I watched television. |
| | |
| | I played with my sister. |
| | |

1 Listen to the words and sentences. Say.

Words with l and r

There's a **r**estaurant near the **r**oundabout.

Look at the **l**emon **l**ollipop.

Let's **l**ook at the **l**ake and **r**un to the **r**iver.

2 Read this leaflet. Close your book and talk about the problem of plastic bottles.



Every hour around the world, we throw away more than 3 million plastic bottles. That means we throw away more than 26 billion plastic bottles every year. That's a mountain of plastic bottles!

People recycle some of those plastic bottles. They make them into clothes and new plastic bottles. But most of the bottles are now on the streets, in the parks, in the rivers and lakes, and in the countryside. Everywhere you look you see plastic bottles.

**Don't throw your plastic bottles in the street!
Recycle them!**

Find out about recycling!

3 Listen and sing.

Plastic cups! Plastic bottles!
Plastic here and plastic there,
Plastic bags! Plastic boxes!
Plastic, plastic everywhere!

Plastic in the hills and mountains,
In the roads and in the streets,
In the lakes and rivers,
Recycle all your plastic, please!




1 Write your answers in your notebook.**The months of the year**

January, February, March ...

**The years from 1995 to now**

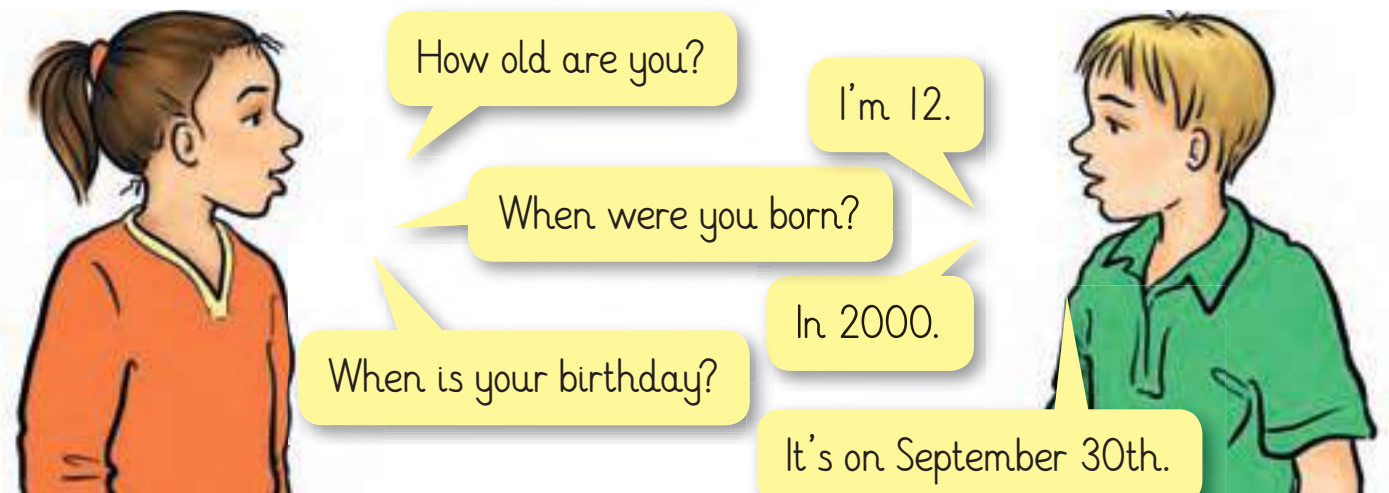
1995, 1996, 1997 ...

**Ordinal numbers from 1st to 31st**

First, second, third ...

2 In your notebook, write sentences about yourself.

I'm 11 years old.
I was born in 2001.
My birthday is on June 15th.

3 Listen and read. Talk with your classmates.

1 Listen and say.

It was my birthday party on Saturday.



I invited all my friends.



My mother cooked the food.



The party started in the afternoon.



I opened my presents.



We played party games.



We danced.



The party finished in the evening.

2 Listen and match.

- | | |
|-----------------------------|---------------------------------------|
| 1 I invited my friends | a from four thirty to five o'clock. |
| 2 My mother cooked the food | b at four o'clock. |
| 3 The party started | c in the morning. |
| 4 I opened my presents | d on Monday. |
| 5 We played party games | e at seven o'clock. |
| 6 We danced | f from five o'clock to seven o'clock. |
| 7 The party finished | g at three o'clock. |

3 Listen and write the words in the correct group in your notebook..

| listened | walked | invited |
|----------|--------|---------|
| _____ | _____ | _____ |
| _____ | _____ | |
| _____ | | |

4 Ask and find. Use the words in the box.

- biscuits ● kebabs ● oranges ● sandwiches ●
figs ● apples ● bananas

**Vocabulary
Revision**



1 Read, listen and say.

Sunday morning

**Hello Vian.
How's Zheer's hand?**

That's good. Listen, I'm really sad about Birton Wood.

Why?

It's fine. He played a computer game for an hour this morning!

It was a beautiful place four years ago. Lots of butterflies lived there.

There's a lot of rubbish now.

Kathy phoned an hour ago. She talked about Birton Wood. She's got an idea ... a very good idea ...

Yes, it's very sad. But I've got an idea ...

2 Listen and match.

1 My sister walked to the park



a for five years.

2 My mother watched television



b two days ago.

3 My father phoned my aunt



c two hours ago.

4 My uncle played computer games



d for thirty minutes.

5 My aunt lived in Sweden



e for three hours.



All about me!

3 In your notebook, write about your family and friends. Use verbs in the past with *for* or *ago*.

| | |
|---|---|
| ● | My mother phoned her sister two days ago. |
| ● | |
| ● | My brother talked to his friend for thirty minutes. |
| ● | |
| ● | My sister walked to school three days ago. |
| ● | |

1 Listen to the sentences. Say.

Past tense endings

We **played** games. I **opened** my presents.

We **danced** for an hour. The party **finished** at six.

I **invited** my friends to a party. The party **started** at three.

2 Read about Kathy's posters. What did she use to make them?



I want to clean Birton Wood. I want to make **it** beautiful again. I want a lot of people to help me. So I made some posters on Sunday after
 5 lunch. **They** are for the school.

I used my dad's computer. I wrote about the problem at Birton Wood. I had some photos of Birton Wood on my camera. My dad helped me
 10 to connect **it** to the computer with Zheer's cable. I printed the posters on his printer. **They** look great! I started at two o'clock and I finished at four o'clock. I showed
 15 the posters to Mum. She liked **them!**

3 What do these words refer to?

- 1 **it**
- 2 **They**
- 3 **it**
- 4 **They**
- 5 **them**

1 Point and say these things in the room.

window • door • television • radio

**2 Choose verbs. Write in your notebook.**

turn on • turn off • open • close

_____ the door

_____ the television

_____ the door


_____ the television

_____ the window

_____ the radio

_____ the window


_____ the radio

3 Listen and read. Talk with your classmates.

1 Listen and say.



We made sandwiches and salad.



We bought fizzy drinks.



We put the food in boxes.



We went to the country.



We had a picnic.



We took photos.

2 Write the past forms of these verbs in your notebook.

have • make • buy • put • go • take

3 Choose two words or phrases for each verb.

| | | | |
|------|----------------|----------------------|----------------------|
| have | an accident | a picnic | yellow |
| make | sandwiches | delicious | a pizza |
| buy | sodas | friends | shoes |
| put | books in a bag | food in boxes | green |
| go | a headache | to the country | to the shopping mall |
| take | photos | your books to school | hungry |

**Vocabulary
Revision**

4 Say and point. Use the words in the box.

boat • helicopter • train • car • bus • van • plane • skateboard



A blue car.

That's right.

It's here.



1 Read, listen and say.

**Sunday
afternoon**

**I went to the supermarket.
I bought card and markers.**

Look! We made this poster.

Great!

It's brilliant!

Tuesday

**Listen everyone!
I want to talk to you.**

**We want to make Birton
Wood beautiful again!**

**On Saturday, we went
to Birton Wood. It was
full of rubbish.**

Birton Wood is horrible now.

Please help us!

2 Talk about the boy and the girl.



He went to the shopping mall.



All about me!

3 In your notebook, write about yourself and your family. Use the past forms in Activity 2.

My sister made a sandwich in the kitchen.

My father bought a DVD on Saturday.

1 Listen to the sentences. Say.

Words with **st, sh, sp, sn, sk, sm** and **sc/sch**

There's a **small snake** in the **street**.

Show me your new **skirt** and **scarf**.

There's a **spider** in the **school**.

2 Read about these children. Guess the meaning of the underlined words.

Holidays are for ... work!



Yesterday we went to the Green Hill area in our town. A group of children in Green Hill are helping the community in an unusual way.

“Yesterday we picked up litter in the park,” said Micky Edwards. “And we cut the grass in the public gardens.”

“It’s fun,” said Micky’s sister, Anna. “We meet twice a week, on Tuesday and Thursday. We work from nine in the morning to three in the afternoon.”

When they finish, you can see the difference in the streets and parks. Now children in other areas of the town want to copy the Green Hill children.

Help your community!

3 Listen and read. Sing.



We can all do something special,
We all have something to give.
We can all make our country,
A wonderful place to live!

We can all give a bit of time,
We can all do something good.
We can all help our families,
Our friends and our neighbourhood!



1 Say and point. Write more places in your notebook.



park



**sports
centre**



**shopping
mall**



beach



country

2 Write the answers in the correct categories.

Yes

No

Not today. Sorry.
That's a good idea.
Yes, let's.
I'm sorry, I can't.
Great!
No, thank you.

3 Listen and read. Talk with your classmates.



Let's go to the shopping mall.

Great!



Let's go to the sports centre.

I'm sorry. I can't.

1 Listen and say.

revise for an exam

write a story

draw a picture

in the morning

do your homework

find out about pollution

in the afternoon

read a book about the environment

in the evening

2 Match.

Now

- 1) I write
- 2) I draw
- 3) I do
- 4) I read
- 5) I find out about

In the past

- a) I found out about
- b) I did
- c) I wrote
- d) I drew
- e) I read

3 Listen and circle.

1



revise for
an exam

write a
story

draw a
picture

2



read a book about
the environment

find out about
pollution

write a
story

3



find out about
pollution

do
homework

revise for
an exam

4



draw a
picture

find out about
pollution

read a book about
the environment

5



do
homework

revise for
an exam

draw a
picture

6



revise for
an exam

write a
story

do
homework

4 Look at the poster. Say.



He drew a picture
in the afternoon.

She found out about pollution
on the Internet in the evening.



**Vocabulary
Revision**

1 Read, listen and say.

Day 1 – in the morning




Five hours later



Back at home



2 Talk about yourself yesterday.
Use the activities in the pictures.



I didn't phone a friend.

I wrote an e-mail.



All about me!

3 In your notebook, write about things you didn't do yesterday.

I didn't listen to music.

I didn't watch television.

1 Listen to the sentences. Say.

Words with **g** and **k**

There are **green grapes** in the **garden**.

Let's eat **Kurdish kebabs** in **Kurdistan**.

Give a **glass of milk** to the **king's kitten**.



REMEMBER

g has different sounds
orange reading

2 Read what the television reporter says. How many children are working at Birton Wood today?

Two weeks ago these four children went to Birton Wood. They were very sad because it was dirty and full of rubbish.

They started a project at their school. The name of the project is 'Let's Make Birton Wood Beautiful'. Now they go to Birton Wood every weekend.

Their friends at school help them. Two children are cleaning the recycling bins. Two children are painting the fences and four children are painting the picnic tables. Three children are making notices.

Birton Wood is looking beautiful again.



You can make a difference!

3 Read and answer Yes or No.

- 1) There are fourteen children at Birton Wood.
- 2) Four children are painting.
- 3) All the children are from the same school.
- 4) The children work at Birton Wood every day.
- 5) The children started to clean Birton Wood four weeks ago.

- 1 Say the clothes words. Write more clothes words in your notebook.



- 2 Say the prices.



- 3 Listen and read. Buy clothes in the clothes shop!






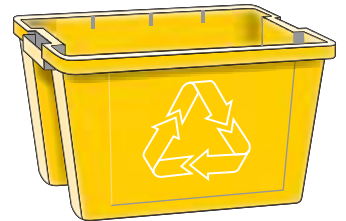



1 Listen and say.



2 In your notebook, write the materials in each object.



3 Listen. Match the materials with the boxes.



Vocabulary Revision

4 Point, ask and answer.



1 Read, listen and say.

Two weeks later

Five hours later...



OK. It's our fifth day here.

I think we need three or four more days.



We worked very hard. We picked up the rubbish. We put the rubbish in bags.



Kathy didn't work hard.



I'm worried about her.

My mum and dad are in the car park. Let's talk to them.

2 Talk about the people.



Zheer picked up rubbish.
He didn't listen to music.



All about me!

3 In your notebook, write about things your friends and family didn't do yesterday.

My friend didn't listen to music.

My sister didn't play computer games.

1 Listen to the sentences. Say.

Words with m and n

Nine notebooks next to the nuts.

My mother is reading a magazine.

Newroz is in March, not in May.

**2 Read the instructions for recycling at the school.
Did the class make any mistakes?**

Your classroom recycling boxes

- ⇒ Put plastic in the blue box.
- ⇒ Put glass and metal in the red box.
- ⇒ Put paper in the green box.
- ⇒ Don't put clothing in the recycling boxes.
- ⇒ Don't put wood in the recycling boxes.

They didn't put glass in the red box. They put it in the green box.



3 Listen, read and sing.

Paper, plastic, metal and glass,
We studied how to recycle in class.
There's lots of rubbish! Lots, lots, lots!
It can all go in the recycling box.

Clothing, plastic, metal and wood,
We all know recycling is good.
There's lots of rubbish! Lots, lots, lots!
It can all go in the recycling box.



1 Say the events. Write more events in your notebook.



2 Say the times.



3 Listen and read. Talk with your classmates.



What time is it, please?

Oh no! I'm late for the picnic!



It's 2.40.

1 Listen and say.



2 Ask and answer questions.

Where is the museum?

It's next to the funfair.


3 Talk about your town.

There's a museum
on Salem Street.

There isn't a swimming pool.

**4 Copy the map in your notebook.
Add more shops. Talk about the town.**

Vocabulary
Revision



The bakery is next
to the supermarket.

1 Read, listen and say.

We can't find Kathy!

Oh no!

There she is!

I'm sorry. I went to the town.

Did you go with your mother?

No, I didn't.

Kathy, you're very young. It isn't safe.

I'm sorry. But there's a little hedgehog near the river. It can't walk.

I wanted information about hedgehogs.


Did you go to the library?

Yes, I did. I found out a lot of information.

That's good. Let's go and see the hedgehog now.

2 Listen and read. Choose three places you went to yesterday. Ask and answer.

museum • library • swimming pool • castle • funfair • zoo



All about me!

3 In your notebook, copy and complete the questions. Write the answers about yourself.

Did _____ go to school yesterday?

_____ you go to a shop yesterday?

_____ you _____ to the hospital yesterday?

1 Match the words with the same a sound. Listen and check.

- | | | | |
|----------|------|--------------|-------|
| 1 bakery | car | 2 roundabout | train |
| funfair | lake | e-mails | ball |
| park | cap | hall | sofa |
| jacket | hair | | |

2 Read about Zhiyar's school trip. Guess the meaning of the underlined words.

On Tuesday I went with my class to Silemani. We went there on a bus. It was fun! First we went to the Silemani Museum. We saw statues and pictures. They were very, very old.



Then we drove to Azadi Park. There were a lot of picnic tables. We ate our lunch. We picked up all our rubbish and we got back on the bus.

In the afternoon we went to the funfair. It was really good fun. I wanted to go on the Big Wheel, but it was very expensive.



We came home at three o'clock. In the evening I wrote a report about our school trip.

3 Answer the questions.

- 1) Did they travel on a bus?
- 2) Did they go to Azadi Park first?
- 3) Did they have lunch at the funfair?
- 4) Did they pick up their rubbish?
- 5) Did Zhiyar go on the Big Wheel?
- 6) Did they come home at four o'clock?


1 Say the classes. Write more classes in your notebook.




2 Say the times.



3 Listen and read. Talk with your classmates.



1 Listen and say.



2 Match.

- 1 I kicked the ball with
- 2 I hit the ball with
- 3 I fell over at
- 4 I hurt my
- 5 I dropped
- 6 I threw the ball

- a leg.
- b to my friend.
- c a racket.
- d my foot.
- e the sports centre.
- f the ball.

3 Talk about the children in the picture.



He hit a van. He hurt his leg.

4 Talk about accidents. Use the words in the box.

**Vocabulary
Revision**

hand • arm • foot • leg • neck • head • ears • eyes • nose • mouth

I fell over at school. I hurt my foot. I didn't hurt my hand.

1 Read, listen and say.

Here it is.

Oh! Poor little thing.

I gave it water. I didn't give it food.

I fell over. I dropped my bag on it. I think I hurt it.

Don't worry. I'm phoning the vet.

Did she give it some water?

Yes, she did.

Did she give it some food?

No, she didn't.

Can you come to see it?

Yes, of course.

2 Choose, ask and guess.

I went to the hospital.
I had lunch at home.



I played football. I visited
my aunt and uncle.



I went to the museum.
I had lunch at home.



I played computer games. I
visited my grandparents.

I'm thinking of one of the girls.

Yes, she did.

Did she go to the hospital?

You're thinking of ...



All about me!

3 Complete the questions in your notebook. Answer them.

Did your _____ have lunch at home yesterday?

Did your _____ go to the shopping mall yesterday?

1 Match the words with the same e sound. Listen and check.

1 **sell**
tree
quarter

street
mother
egg

2 **beach**
English

behind
sea

2 Read Vian's homework. Guess the meaning of the underlined words. Close your books and talk about it.

Every March I feel homesick for Kurdistan. March is a special month for Kurdish people. We celebrate Newroz.

Last March we celebrated Newroz in England, but in a different way. There was a big Kurdish party in London. There was a big stage and they invited Kurdish singers and Kurdish dancers. There were lots of food stands too, so we ate Kurdish food.

I liked celebrating Newroz in England but one day I want to celebrate Newroz in Kurdistan again.




Value your country!

3 Listen, read and sing.

I love my country – it's special for me,
I love the fruit and the food,
I love the music and dancing,
I love my country – it's good!

I love the hills and the mountains,
I love the cities and towns,
I love the lakes and the rivers,
My country makes me so proud!



1 Say the words.**2 Choose an accident for each object in Activity 1. Use the verbs in the box.**

break • drop • hit • hurt • lose

I dropped my friend's bag.

I hurt my friend's foot.


3 Listen and read. Apologise to your classmates.

I'm very sorry I lost your bag.



Don't worry. It was an accident.

1 Listen and say.




2 Ask and answer questions.

Tell me about the first picture?

The deer is sick.

3 Talk about the duck.



The duck is sick.

4 Ask and find in the poster. Use the animals in the box.

Vocabulary Revision

cow ● horse ● sheep ● goat ● cat ● dog
frog ● spider ● mouse ● duck ● hen

Is there a sheep?

Yes, there is. It's in the first picture.

Is there a spider?

No, there isn't.

1 Read, listen and say.



2 Ask and answer questions.

A week later ...



- We finished on Sunday October 6th.
- We picked up the rubbish.
- We put the rubbish in bags.
- We took photos of Birton Wood.
- We were very happy!

Did they finish on Saturday?

No, they didn't.



All about me!

3 In your notebook, copy and complete the questions with family words and places. Answer them.

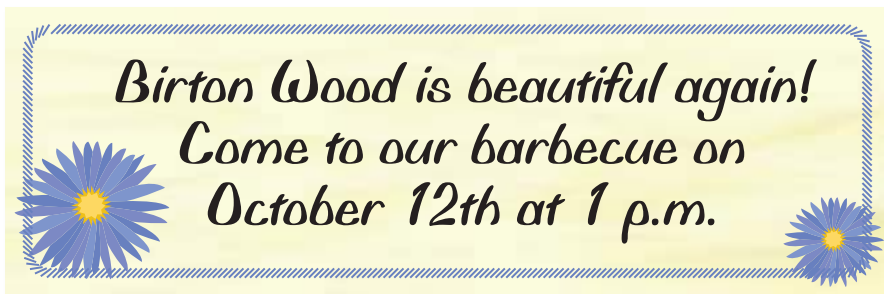
Did your _____ go to _____ yesterday?

Did your _____ go to _____ at the weekend?

1 Match the words with the same *i* sound. Listen and check.

| | | |
|-------|-------|------|
| cliff | _____ | bird |
| night | _____ | hill |
| third | _____ | fine |

2 Read about barbecues. Guess the meaning of the underlined words. The pictures will help you.



Barbecues are popular all over the world. In England, people have barbecues from May to October. They invite their friends and they cook the food in the garden.



You can cook lots of different food at barbecues. Chicken and beef are popular. People often cook potatoes, and they usually make a salad with lettuce, tomato and onion.



Unfortunately there is a problem with barbecues in England. The weather isn't very good. It sometimes rains at barbecues, and that isn't much fun. But on a hot, sunny day, barbecues are great!

3 Read the sentences. Write Yes or No.

- 1) Barbecues are popular in lots of countries.
- 2) People like chicken at barbecues.
- 3) Barbecues are common in England in December.
- 4) The weather is always good in England in summer.
- 5) Everyone likes rain at a barbecue.

1 Say the words. Write more words for toys and gadgets in your notebook.



2 Say the prices.



3 Listen and read. Visit the shop!

Can I help you?

Can I see that computer, please?

Yes, of course. Here you are.

How much is it?

It's 500000 dinars.

That's very expensive. I don't want it. Thank you.



1 Listen and say.



2 Listen and write the numbers in your notebook.



3 Choose, ask and guess.



How many sweets are there?

There aren't any.

How many napkins are there?

There are three.

It's the yellow table.

That's right.

**Vocabulary
Revision**

4 Say and find.

mountain • river • lake • hill • trees • bridge • forest



Where is the mountain?

It's here.



1 Read, listen and say.

A week later ...

Did you talk to the vet?

Yes, I did. The hedgehog is fine!

OK. Everything for the barbecue is in the boxes. There are some plates and some napkins.

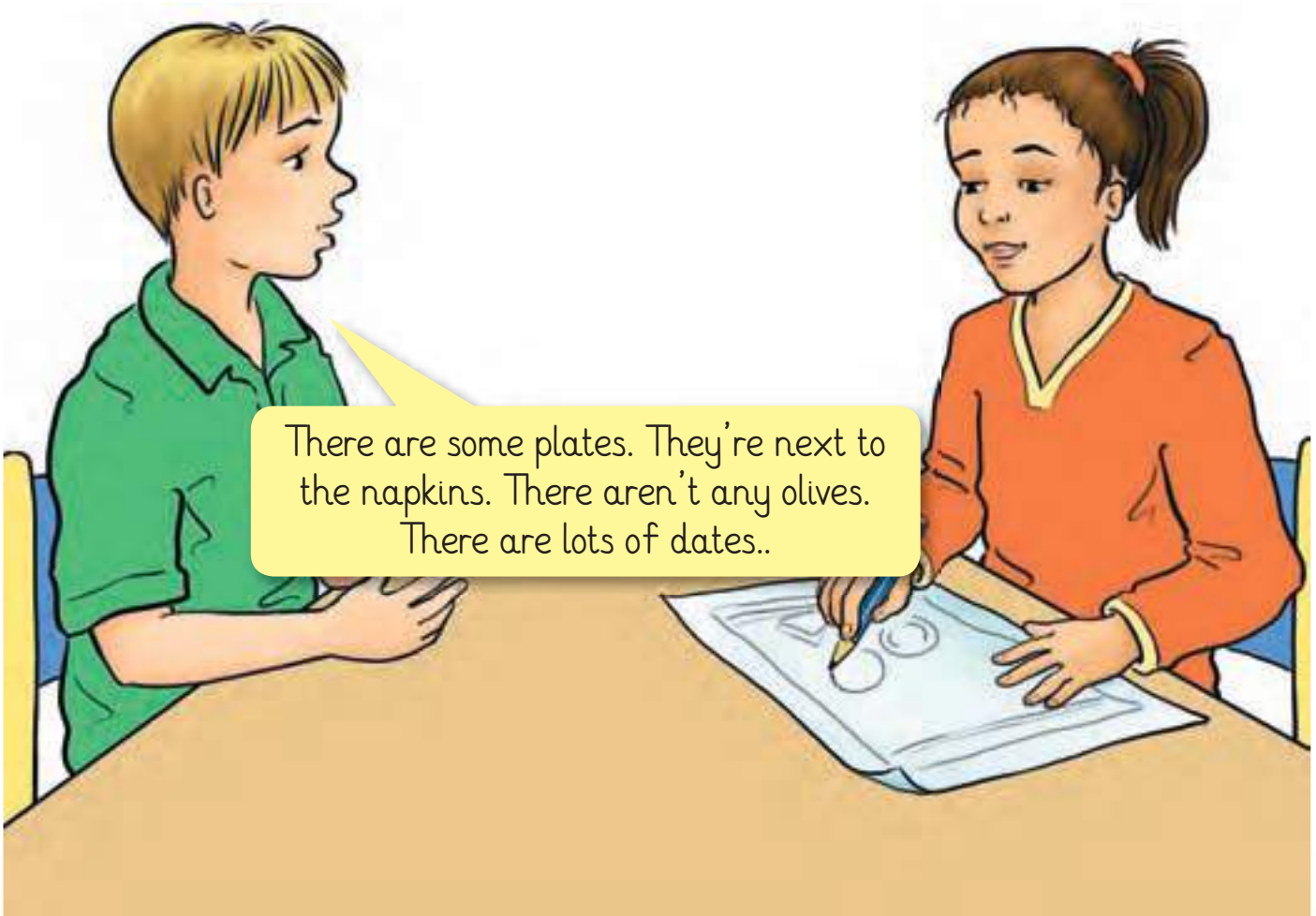
There aren't any biscuits, but there are lots of dates!

I've got some great news. The television company is coming to the barbecue!

And two television celebrities want to interview you all!

Who is it?

Daniel Dean! And Miranda Dean!

2 Imagine a picnic table. Say and draw.**All about me!****3** What's in your school bag? Write about it in your notebook. Use *some*, *any*, and *lots of*.

There are some books.

There aren't any sweets.

1 Match the words with the same o sound. Listen and check.

- | | | | |
|-----------------|-----------------|-----------------|----------------|
| 1 on | notebook | 2 horse | road |
| clothes | hot | goat | cloudy |
| football | nose | mountain | morning |

2 Read about dates. Close your book and talk about dates.



Dates come from palm trees. You can grow palm trees in hot countries, for example Iraq. You can't grow dates in cold countries, for example England.

People started eating dates about six thousand years ago. In the Middle East, dates are an important food.

There are more than 100 types of dates. Everyone likes fresh dates, but there are other ways of eating dates. You can make syrup from dates. You can make delicious date cookies too.



3 Listen, read and sing.



Look at all those great big plates!
Great big plates with lots of dates!
Lots of dates, for all of us.
Yummy, they are delicious.
Ouch! Oh dear!
I forgot! Silly me!
There's always a stone
in the middle. See?



1 Ask and answer questions about the menu.

| | | |
|---|---|---|
|  4000 ID |  4500 ID |  3000 ID |
|  1000 ID |  1500 ID |  1000 ID |
|  250 ID |  500 ID |  150 ID |
|  275 ID |  350 ID | |

How much is the chicken kebab?

It's 4000 dinars.

2 Write a menu in your notebook.

Chicken Kebab 5000 ID
 Meat Kebab 6000 ID
 Rice 1000 ID

3 Listen and read. Then give your order in a restaurant!




Can I take your order?

Yes, please. I want chicken and salad, please.

Of course.

1 Listen and say.



2 Say and spell.

How do you spell butter?

B-U-T-T-E-R

3 Play a game.



What's missing? Butter, rice, oil, bread, sugar.

Chocolate!

That's right.



**Vocabulary
Revision**

4 Say and find.

path • beach • sea • rocks • cliff • fence • lifeboat • wave

Where is the beach?

It's here.

1 Read, listen and say.



The hedgehog is in here. It's fine now. It can go home.

Great. Let's take it to Birton Wood.



Come on! Out you come!

Oh, it's happy now!

At the barbecue



Look! Did you see that butterfly?

Yes I did. It's a Purple Emperor! It likes living here now.


Let's go and tell our parents.



There isn't any bread!

There's some bread in the box.

2 Play a memory game.



3 In your notebook, write about a place in your town. Use the words in the boxes.

**There is some rubbish / pollution / traffic.
There isn't any ...**

**There are some cars / people / shops.
There aren't any ...**

There is some pollution.

1 Match the words with the same *u* sound. Listen and check.

supermarket

turn

sunny

lunch

Kurdish

June

2 Read about Daniel and Miranda Dean. Complete the text under the photo.

Famous television celebrities in Birton



It's a big day in Birton today. The famous television scientists Daniel and Miranda Dean are visiting Birton Wood. They want to see the work of the children of Birton School.

The children finished their work two days ago. Today there is a barbecue at Birton Wood.

"We're very excited about the visit," said Zheer Aziz.

"Amazing World is my favourite television programme," said Vian Aziz. "I love watching the animals."

Daniel and Miranda _____

are famous television _____

Their programme, _____

World, is very popular. Today they are

visiting _____ Woods.

3 Answer the questions.

- 1) Who are Daniel and Miranda Dean?
- 2) What is the name of their television programme?
- 3) Why are they visiting Birton Wood?
- 4) What is happening today at Birton Wood?
- 5) Who likes Amazing World?

1 Say words for the places. Write more words in your notebook.



2 Choose a place near your school. In your notebook, write instructions to the place from your school.

Excuse me, where's the _____.

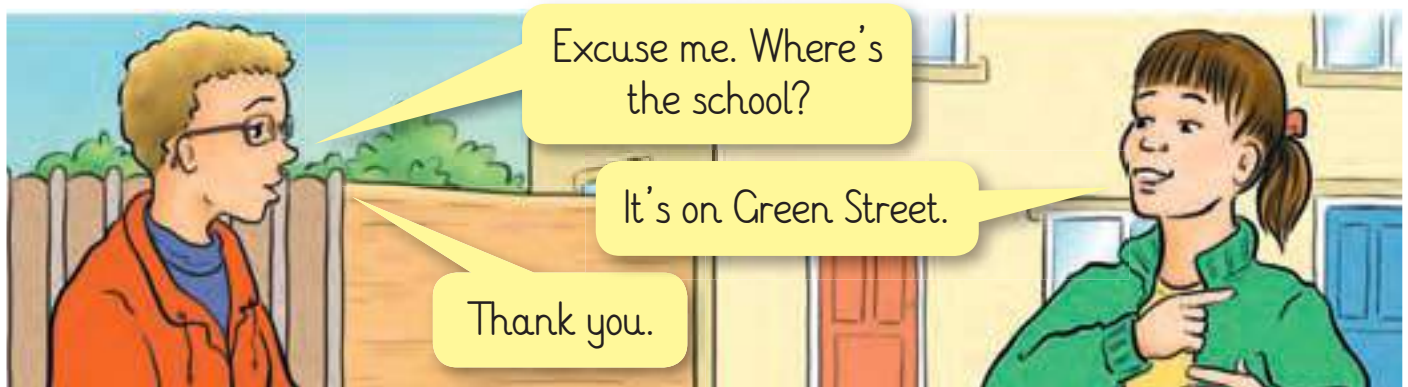
Excuse me, where's the bazaar?

Walk out of the school. Turn left. Walk three blocks. Turn right. It's on the right.

Thank you.

You're welcome.

3 Give directions in your town.



Excuse me. Where's the school?

It's on Green Street.

Thank you.

1 Play a game.



Find some sweets.

Find some bread.

Find a museum.

2 Say and guess.

It's a food word.
It begins with B.

Bread.

That's right.

1 Find the pictures.



invited cooked started opened
played party games danced finished

horrible beautiful clean
dirty dangerous safe

walked talked phoned danced
watched listened played computer games


2 Say words for these groups.

drinks ● school subjects ● illnesses ● picnics ● studying ● accidents



Studying – revise for an exam, do your homework ...

1 Read, listen and say.



- 2 Write sentences about the children in the story. Use the expressions in the box.

have got a • has got a • like having • like ... • but ...
doesn't like • ... and ... • don't like • ... or ... • likes

Kathy has got a mobile phone.



All about me!

- 3 In your notebook, complete the sentences about yourself, your family and your friends.

Yesterday, I ...

Last week, my _____ ...

Yesterday, I didn't ...

Last week, my _____ didn't ...

Did you _____ last week? _____

There are some _____ in my _____

There is some _____ in my _____

1 Read, listen and say.**Back at the
barbecue**

I want to say
congratulations to
all the children.

They organised this
wonderful party ...

They made Birton
Wood a beautiful
place again.

Vian, Zheer, Kathy and
Sam, you're real heroes!
Well done all of you!

And they found the
Purple Emperor!

So, now enjoy the food, enjoy the party
... oh ... and one more thing – please
take all your rubbish with you!

- 2 Read the magazine article. Close your books and talk about it.

We can learn from children

Two days ago I met some very special children. Five weeks ago they went to their favourite place. It was horrible. It was full of rubbish. They decided to clean it up. Lots of children from their school helped them.

Now it's a beautiful place again. We saw Purple Emperor butterflies. We saw birds and fish.

Yesterday the children were on television. They talked about their work at Birton Wood. They're a brilliant example for all of us.

We all worry about pollution. It's a serious problem, but there's a solution. These children are the solution. Let's follow their example!



You can make a difference!

- 3 Listen, read and sing.



Look at all the world around you.
Think of all the things that you can do.
Think, then plan, then make a start,
Use your head and use your heart!
Think of ways to make the world better,
Try to make every day special!

1 Talk with your partner.



You're in a restaurant.

Can I take your order?

You want directions to a place in your town.




Excuse me. Where's the ... ?

You're in a shop.

Can I help you?

You're asking about the time.

What time is it?



You want to make a suggestion.

Let's ...

You ask a person to do something for you.

Can you ... , please?

You want to borrow something.

Can I borrow your ... ?

You're visiting a friend's house.

Would you like a ... ?


You're talking about your favourite things.

What's your favourite ... ?



REVISION 1

1 Make ten counters. Write your name on the counters.



2 Play *Four in a row*, in pairs.

| | | | | |
|-------------------------|-------------------------|-----------------------|-------------------------|-------------------------|
| Can I have ..., please? | like ... and ... | don't like ... or ... | like ... but ... | like ... ing |
| like ... ing | like ... but ... | like ... ing | Can I have ..., please? | don't like ... ing |
| like ... and ... | like ... but ... | don't like ... ing | don't like ... or ... | Can I have ..., please? |
| don't like ... ing | Can I have ..., please? | like ... and ... | don't like ... ing | like ... but ... |
| don't like ... ing | don't like ... or ... | don't like ... or ... | like ... ing | like ... and ... |

- 1 Choose a square and make a sentence or question.
- 2 If your sentence or question is correct, put your name marker on the square.
- 3 Get four squares in a line and you win!

Your progress



REVISION 2

1 Follow the lines. Say sentences.

| | | | |
|---|---|--|--------------|
|  Jack |  | X | cough |
|  Tina | | ✓ | cold |
| | | X | stomach ache |
|  Micky and Mandy | | ✓ | toothache |
| | | X | cut |
| | | ✓ | headache |
| | |  | aunt |
| | |  | uncle |
| | |  | grandparents |

Jack has got a cold.

Tina hasn't got a cough.

Micky and Mandy phoned their uncle.

That's right.
One point.

Tina has got a headache.

Micky and Mandy have got coughs.

That isn't right.

Your progress




REVISION 3

1 Choose six pairs of present and past verbs. Make cards for them.

| | | | | |
|---------|----------|---------|-----------------|--------|
| invite | cook | start | open | play |
| invited | cooked | started | opened | played |
| dance | finish | have | make | buy |
| danced | finished | had | made | bought |
| put | go | take | revise | write |
| put | went | took | revised | wrote |
| draw | do | read | find out about | |
| drew | did | read | found out about | |

2 Play a memory game in pairs.

1) Put all the cards face down on the desk.



2) Take turns to choose two cards.



3) If the two cards are a pair, keep the cards.



4) If the two cards are not a pair, put them back in the same place, face down.



5) Continue until all the cards are in pairs.

6) Count your pairs.

Your progress



REVISION 4

1 Play a recycling game. Record your time.

The maze contains the following recycling bins:

- GLASS (light blue bin)
- PLASTIC (blue bin)
- METAL (red bin)
- CLOTH (yellow bin)
- PAPER (green bin)
- WOOD (brown bin)
- RUBBISH (black bin)

Items scattered around the maze include:

- A plastic bottle
- A glass jar
- A metal can
- A wooden plank
- A newspaper labeled "DAILY NEWS"
- A piece of orange fabric
- A black trash bag

Your progress



REVISION 5

1 Study the picture. Try to remember what's on the table.



2 Cover the picture. Make sentences with the words in the box.

napkins • plates • dates • olives • sweets • biscuits
rice • bread • butter • oil • sugar • chocolate

There are some sweets.

That's right.
One point.

There isn't
any bread.

That isn't right.
There is some bread.

Your progress



Macmillan Education
Between Towns Road, Oxford OX4 3PP
A division of Macmillan Publishers Limited
Companies and representatives throughout the world
ISBN: 978-0-230-02910-1

Text © Nick Beare 2011
Design and illustration © Macmillan Publishers Limited 2011

First published 2011

All rights reserved; no part of this publication may be reproduced, stored in a retrieval system, transmitted in any form, or by any means, electronic, mechanical, photocopying, recording, or otherwise, without the prior written permission of the publishers.

Designed by Bigtop Design Limited
Typeset by Wild Apple Design Limited
Illustrated by Kathy Baxendale, Juliet Breese, Kate Burgess, Bridget Dowty, Jemima Hunt, Studio Pulsar, David Till, Roger Wade Walker

Cover design by Wild Apple Design Limited
Cover photography by **Corbis**/GYRO PHOTOGRAPHY/amanaimages (forest); **Studio 8** (children)

The author and publishers would like to thank the following for permission to reproduce their photographs:

Commissioned images by Studio 8 pp4 (4 ID's), 5, 6, 8, 11, 12, 14(cr), 18, 23, 24, 25, 29, 30, 35, 36, 41, 42, 47, 48, 54, 57, 59, 60, 62, 66, 67, 72, 77, 78, 80(girl), 83, 84, 85, 89, 90, 95, 96, 98, 101, 102, 104, 105.

Alibi Productions p75(c), **Alamy**/Arco Images GmbH p15(br), Alamy/Art Directors & Trip p63(r), Alamy/Blickwinkel p20, Alamy/Chris Brignell p63(chair), Alamy/Brownstock p99(l), Alamy/Catchlight Visual Services p106(bcl), Alamy/CreativeAct – Abstract Series p81(br), Alamy/Elizabeth Whiting & Associates p106(bl), Alamy/Everyday Images p57(cl), Alamy/Andrew Fox p75(r), Alamy/Wael Hamdan pp27(bl), 93(ct), Alamy/Basheera Hassanali p45(l), Alamy/blickwinkel P102(butterfly 1), Alamy/Chris Jobs p69(walk), Alamy/Jusin Kasezsizx p69(ct), Alamy/Geoffrey Kidd p92(br), Alamy/Mark Bond pp8(x4), 12(x4), Alamy/LAMB p51(r), Alamy/Richard Levine p80(t), Alamy/Oleksiy Maksymenko pp57(c), 63(cr), Alamy/Tom McGahan pp26(l), 93(tea), Alamy/Will Moody p14(br), Alamy/Photogenix p106(tr), Alamy/Alex Segre p99(r), Alamy/Sergejs Nescereckis p81(cb), Alamy/Red Cover p26(cr), Alamy/Redfx p33(l), Alamy/Oleg Shipov p50, Alamy/Dmytro Tolokonov p81(bl), Alamy/UKscapes pp81(tl), 87(tl), Alamy/Edd Westmacott pp27(orange juice), 93(bl); **Bananastock** p75(l); **Brand X** p106(cr); **ComStock Images** pp15(tr), 51(l); **Corbis**/Ale Ventura/PhotoAlto p69(tr), Corbis/Creativ Studio Heinemann/Westend61 pp27(tl), Corbis/Gyro Photography/amanaimages pp30(x4), 36(x4), 42, 60(x6), 66(x4), 78(x4), 84(x3), 85, 96(x3), 102(x2), 93(br), Corbis/Envision p26(cl), Corbis/Ian Lishman/Juice Images p99(gym), Corbis/Image Source p39(l), Corbis/Photolibrary p86(c), Corbis/Patrick Pleul/dpa p14(bl), Corbis/Chuck Savage p69(concert), Corbis/Science Photo Library p39(cl); **Creatas** p87(ct); **Duhok Governorate Tourist Guide** p7(cm); **Fotolibra**/Janet Czekirda pp39(r), 45(r), 99(fair), Fotolibra/June Egglestone p51(cr), Fotolibra/Linda Erhart pp45(c), 86(b), 93(salad), Fotolibra/Mark Ferguson pp44(r), 63(dress), 69(clocks), 87(tr), 99(school), Fotolibra/James W Fowler p63(cl), Fotolibra/Robert Ho p63(jacket), Fotolibra/Pene Kelleher p51(cl), Fotolibra/Peter Vallance p99(mall); **Getty** pp15(bl), 33(cr), 63(cr, bulb), 69(tl), 87(cr), Getty/Leland Bobbe p56, Getty/Buena Vista Images p27(tr), Getty/C Squared Studios p106(br), Getty/Davies and Starr p15(onion), Getty/Dorling Kindersley pp14(tl), P102(butterfly 2), Getty/Foodie Photography p26(r), Getty/Kathryn Russell Studios p24(x4), Getty/Peter Gardner p44(l), Getty/Keshiki pp96(x1), 102(x2 top), 104(x3), Getty/Image Source p57(l), Getty/Yury Kuzmin p81(tr), Getty/Did Miller p86(t), Getty/Lew Robertson pp27(br), 93(tr), Getty/Pankaj & Insy Shah p14(tc); **Macmillan Publishers Ltd**/Paul Bricknell pp63(cl), 81(ct), Macmillan Publishers Ltd/Haddon Davies p33(r), Macmillan Publishers Ltd/David Tolley pp63(l), 63(r); **Medio Images** p57(cr); **Nature Picture Library**/Jose B Ruiz p92(tr); **Photoalto** p15(tl, tomato); **Photodisc** p87(cl); **Photolibrary**/Hugh Clark/FLPA p32, Photolibrary/Corbis p63(l), Photolibrary/Foodfolio pp27(ice cream), 93 (ice cream); **Rex Features**/Burger/Phanie p39(cr); **Science Photo Library**/Noboru Komine p92(l); **Shaswar Kamal Mahmud** p21(tr); **Silemani Governorate Tourist Guide** pp7(bmr), 21(tm), 74(3 images); **Stockbyte** pp33(cl), 57(r); **Studio 8** p15(bc); **Superstock**/Fancy Collection p106(tl), Superstock/Bruce Gardner p106(ctl); **Taw Magazine** p21(tl).

The authors and publisher would like to thank the following people for their invaluable advice, contribution and support in the writing of this work for use in schools in the Kurdistan Region:

Content Supervision:
Curriculum Department – Ministry of Education – KRG
Mrs Nasreen Anwar Rashid
English Language Development and Evaluation Committee.

Kurdish pages translation:
Mr Shaswar Kamal Mahmud

Printed and bound in Lebanon

2014 2013 2012 2011
10 9 8 7 6 5 4 3 2 1