




Kurdistan Regional Government  
Council of Ministers  
Ministry of Education

# Sunrise

# 3

## Activity Book



**Property of Ministry  
of Education  
NOT FOR RESALE**

# Sunrise

# 3

## Activity Book



Kurdistan Regional Government  
Council of Ministers  
Ministry of Education










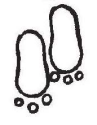









حکومەتی هەرێمی کوردستان - عێراق

وێزارەتی پەرەمەزە - بەرێوەبەراییەتی گشتی پرۆگرام و چاپەمەنییە

نەم پەرتووکی مۆلکی وێزارەتی ( پەرەمەزە )ی حکومەتی هەرێمی کوردستان، فرۆشتنی لە بازار  
قەدەغە یەو دژ بە یاسایە.

**Nick Beare**


1 Say in order. Write.

|  |   |   |   |  |   |   |   |
|--|---|---|---|--|---|---|---|
|  |  |  |    |     |     |    |    |
|  | Gg  | Uu  | Ee  | Ll   | Bb  | Zz  |    |
|  | Ww  | Pp  | Jj  | Ii   | Vv  | Rr  |    |
|  | Oo  | Mm  | Qq  | Cc   | Ss  | Hh  |    |
|  | Dd  | Tt  | Xx  | Ff   | Kk  | Yy  |    |
|  | Nn  | Aa  |  |  |  |  |  |

A B C

a b c

## 2 Write the words. Colour.













- 1 green \_\_\_\_\_
- 2 white \_\_\_\_\_
- 3 brown \_\_\_\_\_
- 4 blue \_\_\_\_\_

- 5 red \_\_\_\_\_
- 6 yellow \_\_\_\_\_
- 7 black \_\_\_\_\_
- 8 grey \_\_\_\_\_



### 3 Write the numbers. Copy the words.



one \_\_\_\_\_

six \_\_\_\_\_

two \_\_\_\_\_

seven \_\_\_\_\_

three \_\_\_\_\_

eight \_\_\_\_\_

four \_\_\_\_\_

nine \_\_\_\_\_

five \_\_\_\_\_

ten \_\_\_\_\_



4 Say these numbers.

11 12 13 14 15

16 17 18 19 20

5 Read the numbers in order.

FIFTEEN THIRTEEN  
NINETEEN  
TWELVE FOURTEEN  
SEVENTEEN  
TWENTY ELEVEN  
EIGHTEEN SIXTEEN


# Unit 1 Lesson 1

## 1 Listen and colour.




## 2 Ask and answer.

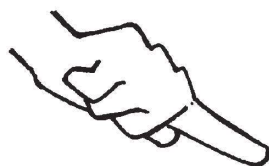
What is it?




It's a gate.



What are they?



They're ducks.




## 3 Write.

ant \_\_\_\_\_ car \_\_\_\_\_ duck \_\_\_\_\_

# Unit 1 Lesson 2

## 1 Listen and number.



## 2 Choose and write.

has have



I \_\_\_\_\_ a  
parrot.



She \_\_\_\_\_  
a cat.



I \_\_\_\_\_ a  
watch.



He \_\_\_\_\_  
a cat.

## 3 Write.


gate \_\_\_\_\_ king \_\_\_\_\_ flower \_\_\_\_\_



# Unit 1 Lesson 3

## 1 Listen and write.

- 1 \_\_\_\_\_
- 2 \_\_\_\_\_
- 3 \_\_\_\_\_
- 4 \_\_\_\_\_
- 5 \_\_\_\_\_
- 6 \_\_\_\_\_



## 2 Play a spelling game.

Spell ant, please.

A - N - T


That's correct.

## 3 Write.

insect \_\_\_\_\_ elephant \_\_\_\_\_  
kitchen \_\_\_\_\_

# Unit 2 Lesson 1


## 1 Listen and colour.



## 2 Say the numbers. Ask and answer.

How many parrots are there?

There are five parrots.



## 3 Write.

leg \_\_\_\_\_ ruler \_\_\_\_\_ watch \_\_\_\_\_

# Unit 2 Lesson 2

## 1 Choose and write.

My you your

What's \_\_\_\_\_ name?



\_\_\_\_\_ name's Jack.

What are \_\_\_\_\_ doing?



I'm reading.

## 2 Write.



What's your name?  
My name's \_\_\_\_\_.



What are you doing?  
\_\_\_\_\_ reading.

## 3 Write.

fox \_\_\_\_\_ nose \_\_\_\_\_ olive \_\_\_\_\_

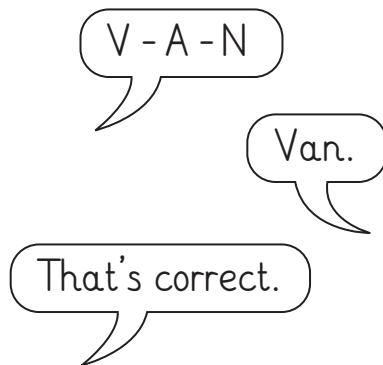
# Unit 2 Lesson 3

## 1 Listen and write.

- 1 \_\_\_\_\_
- 2 \_\_\_\_\_
- 3 \_\_\_\_\_
- 4 \_\_\_\_\_
- 5 \_\_\_\_\_
- 6 \_\_\_\_\_



## 2 Play a spelling game.



## 3 Write.

spider \_\_\_\_\_ parrot \_\_\_\_\_  
quickly \_\_\_\_\_



# Unit 3 Lesson 1

## 1 Point, match and say.

1 teacher


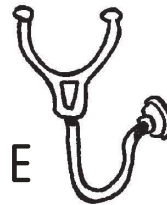
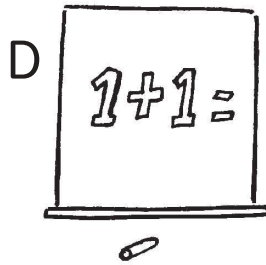

2 chef

3 firefighter

4 nurse

5 policeman

6 doctor



## 2 Listen and number.



## 3 Write.

nurse \_\_\_\_\_ chef \_\_\_\_\_

policeman \_\_\_\_\_

doctor \_\_\_\_\_ teacher \_\_\_\_\_

firefighter \_\_\_\_\_

# Unit 3 Lesson 2

## 1 Choose the correct speech bubble.

I'm a doctor.



He's a doctor.

He's a fire fighter.



She's a fire fighter.

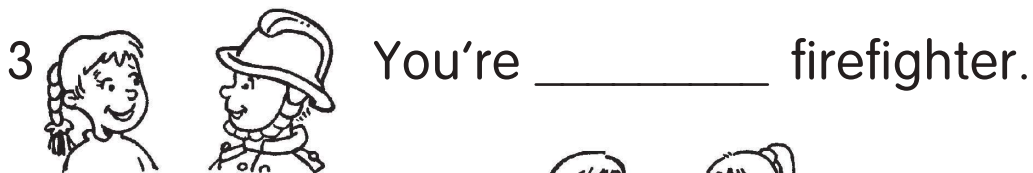

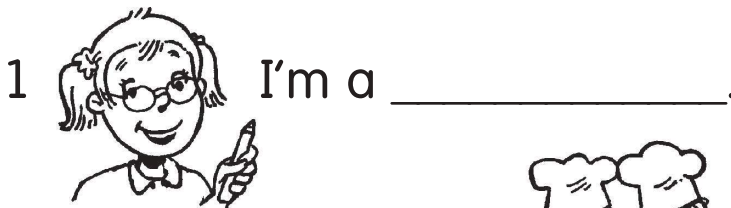
They're teachers.



We're teachers.

## 2 Choose and write.

a teacher She's They're



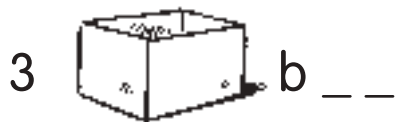
## 3 Write.

I'm a doctor. \_\_\_\_\_


He's a chef. \_\_\_\_\_

# Unit 3 Lesson 3

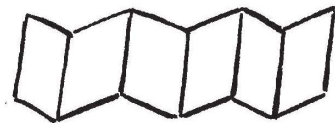
## 1 Listen and write.



## 2 Match. Listen and check.



- 1 I'm a chef.
- 2 You're a doctor.
- 3 She's a nurse.
- 4 We're firefighters.
- 5 They're teachers.



- a You are a doctor.
- b She is a nurse.
- c I am a chef.
- d We are firefighters.
- e They are teachers.

## 3 Write.

You're a nurse. \_\_\_\_\_

They're firefighters. \_\_\_\_\_

# Unit 4 Lesson 1

## 1 Read the code and write the words.

1 s                      4 h                      7 u                      10 y  
2 a                      5 o                      8 d                      11 n  
3 l                      6 t                      9 p                      12 g

|   |   |   |
|---|---|---|
| 5 | 3 | 8 |
| o | l | d |

|   |   |   |   |
|---|---|---|---|
| 6 | 2 | 3 | 3 |
| t |   |   |   |

|   |   |   |
|---|---|---|
| 1 | 2 | 8 |
| s |   |   |

|   |   |   |   |    |
|---|---|---|---|----|
| 4 | 2 | 9 | 9 | 10 |
| h |   |   |   |    |

|    |   |   |    |    |
|----|---|---|----|----|
| 10 | 5 | 7 | 11 | 12 |
| y  |   |   |    |    |

## 2 Join the opposites.

- 1 old                      a sad  
2 tall                      b young  
3 happy                      c short

## 3 Write.

happy \_\_\_\_\_ sad \_\_\_\_\_ old \_\_\_\_\_  
young \_\_\_\_\_ tall \_\_\_\_\_ short \_\_\_\_\_



# Unit 4 Lesson 2

## 1 Circle the correct speech bubbles.



- I'm tall.
- I'm not tall.
- I'm old.
- I'm not old.

## 2 Choose and write.

He's He isn't



- 1 \_\_\_\_\_ tall.
- 2 \_\_\_\_\_ short.



She's She isn't

- 3 \_\_\_\_\_ young.
- 4 \_\_\_\_\_ old.

They're They aren't




- 5 \_\_\_\_\_ sad.
- 6 \_\_\_\_\_ happy.

## 3 Write.

I'm not sad. \_\_\_\_\_  
It isn't big. \_\_\_\_\_

# Unit 4 Lesson 3

## 1 Listen and write.



## 2 Choose and write.

isn't We're sad It They're aren't

1 I'm happy.

I'm not \_\_\_\_\_.

2 You're tall.

You \_\_\_\_\_ short.

3 He's old.

He \_\_\_\_\_ young.

4 It's big.

\_\_\_\_\_ isn't small.

5 \_\_\_\_\_ young.

We aren't old.

6 \_\_\_\_\_ short.

They aren't tall.


## 3 Write.

You aren't short. \_\_\_\_\_

They aren't young. \_\_\_\_\_


# Unit 5 Lesson 1

## 1 Find six words.



## 2 Count and write.

- 1 one \_\_\_\_\_
- 2 two \_\_\_\_\_
- 3 three \_\_\_\_\_
- 4 four \_\_\_\_\_
- 5 five \_\_\_\_\_
- 6 six \_\_\_\_\_



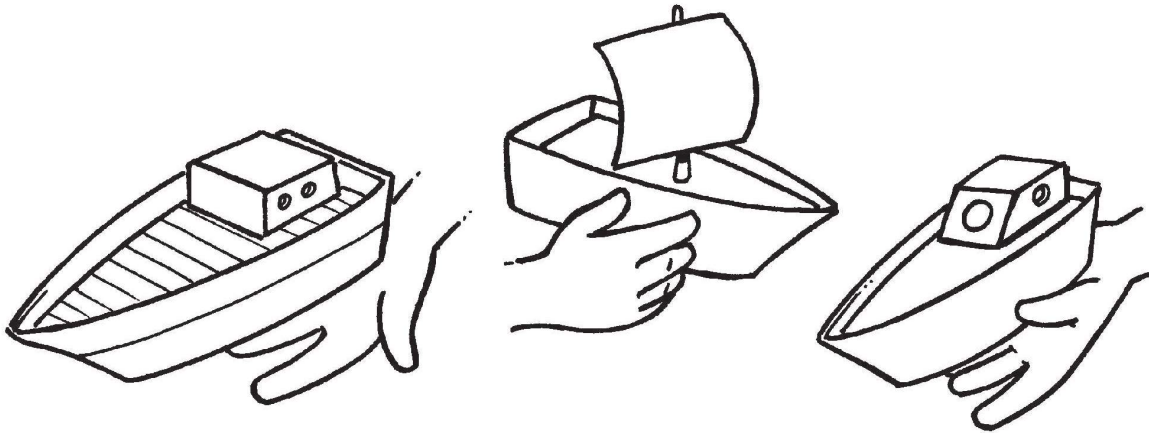
## 3 Write.

bus \_\_\_\_\_ car \_\_\_\_\_ boat \_\_\_\_\_  
van \_\_\_\_\_ train \_\_\_\_\_ plane \_\_\_\_\_

# Unit 5 Lesson 2

## 1 Choose and write.

Yes, they are. No, they aren't.



1 Are they big?

\_\_\_\_\_

2 Are they small?

\_\_\_\_\_

3 Are they old?

\_\_\_\_\_

## 2 Listen and write A or B.

1 \_\_\_\_\_

A

2 \_\_\_\_\_

3 \_\_\_\_\_

4 \_\_\_\_\_



B



## 3 Write.

Is he tall? \_\_\_\_\_ Yes, he is. \_\_\_\_\_




# Unit 5 Lesson 3

## 1 Listen and complete.



## 2 Choose and write.

is isn't are aren't



1 Are they small?  
No, they \_\_\_\_\_.

2 Are they big?  
Yes, they \_\_\_\_\_.



3 Is she young?  
Yes, she \_\_\_\_\_.

4 Is she old?  
No, she \_\_\_\_\_.

## 3 Write.

Are they young?

\_\_\_\_\_

No, they aren't.

\_\_\_\_\_


# Revision 1

## 1 Listen and match.



Suzie

tall  
short  
ten  
eleven  
happy  
sad



Alan

## 2 Match the questions and answers about Tom.



- 1 How old is he?
  - 2 Is he tall?
  - 3 Is he sad?
- a Yes, he is.
  - b No, he isn't. He's happy.
  - c He's thirteen.

## Ask and answer questions about Tina.

# Revision 1

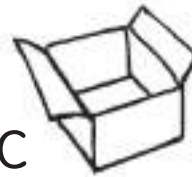
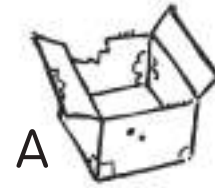
## 3 Match the sentences with the pictures.

1 The box is small. It isn't old.

2 The box is small. It's old.

3 The box is big. It isn't old.

4 The box is big. It's old.



## 4 Copy.



This is Joe. He's ten.  
He isn't tall. He's sad.

---

---

## 5 Write about Linda.



This is \_\_\_\_\_.

She's \_\_\_\_\_.

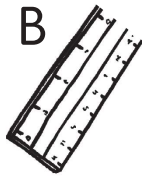
She isn't \_\_\_\_\_.

\_\_\_\_\_ happy.

# Unit 6 Lesson 1

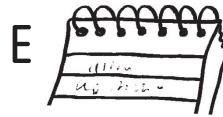
## 1 Match.

1 ruler



4 crayon

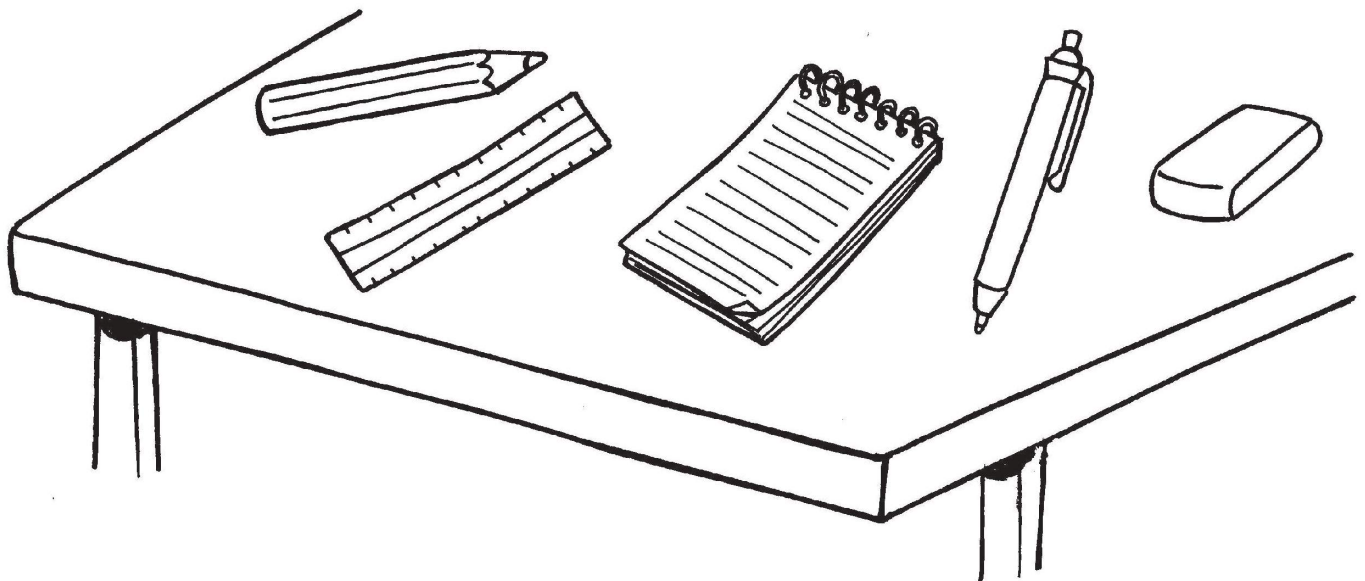
2 notebook



5 pen

3 eraser

## 2 Listen and colour.



## 3 Write.


ruler \_\_\_\_\_ notebook \_\_\_\_\_

eraser \_\_\_\_\_ pencil \_\_\_\_\_

crayon \_\_\_\_\_ pen \_\_\_\_\_

# Unit 6 Lesson 2

## 1 Match.



- |                 |               |
|-----------------|---------------|
| 1 There         | a spiders.    |
| 2 There is a    | b is a fox.   |
| 3 There are     | c goat.       |
| 4 There are two | d three cats. |

## 2 Choose and write about the picture in Exercise 1.

are is a four

- |                            |                         |
|----------------------------|-------------------------|
| 1 There _____ a mouse.     | 3 There are _____ hens. |
| 2 There _____ two kittens. | 4 There is _____ duck.  |


## 3 Write.

There is a flower. \_\_\_\_\_


# Unit 6 Lesson 3

## 1 Listen and complete.

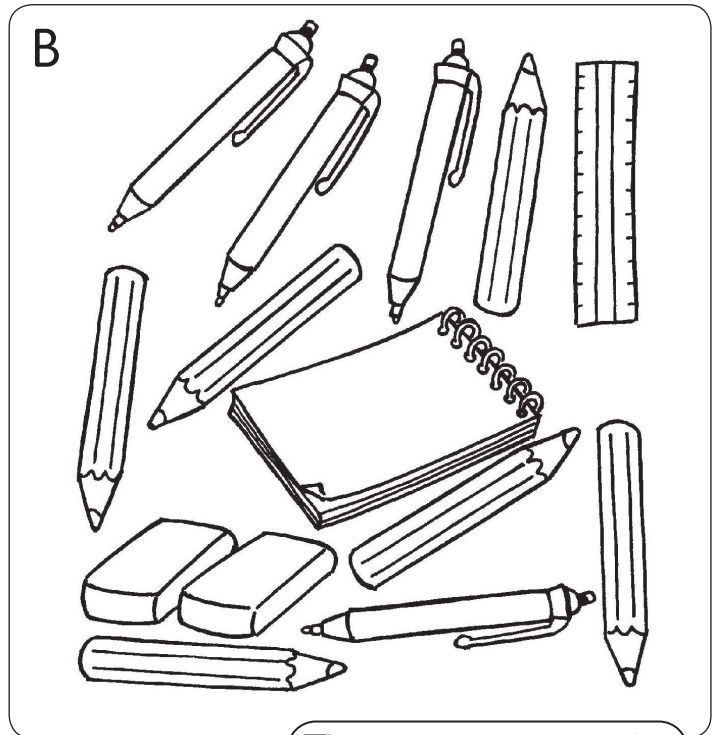
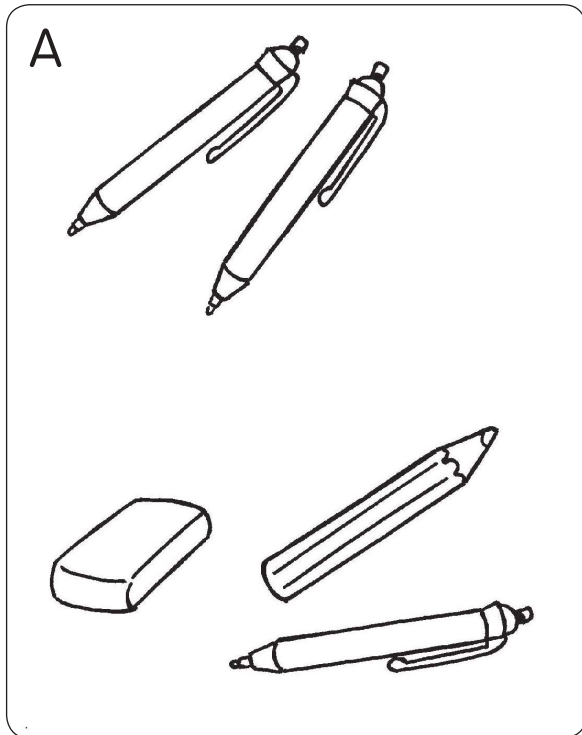
1  note \_ \_ \_ k

3  g \_ \_ \_ bye

2  \_ \_ \_ k

4  \_ \_ \_ \_ dnight

## 2 Say five differences in Picture B.



There are six pencils.

There is a notebook.

## 3 Write.




There are seventeen flowers.

---



# Unit 7 Lesson 1

## 1 Find the words. Match with the pictures.



## 2 Count and match.

1 three

2 four

3 two


4 five

a chairs

b tables

c lamps

d sofas



## 3 Write.


sofa \_\_\_\_\_ lamp \_\_\_\_\_ chair \_\_\_\_\_

desk \_\_\_\_\_ bed \_\_\_\_\_ table \_\_\_\_\_

# Unit 7 Lesson 2


## 1 Read and draw.

- 1 The mouse is on the table.
- 2 The pen is under the table.
- 3 The umbrella is in the box.
- 4 The lamp is on the table.



## 2 Follow the lines. Choose and write.

in on under



- 1 The cat is \_\_\_\_\_ the desk.
- 2 The rabbit is \_\_\_\_\_ the desk.
- 3 The apple is \_\_\_\_\_ the desk.


## 3 Write.

The book is on the desk.


---

# Unit 7 Lesson 3

## 1 Listen and write.



## 2 Find the toys. Match.



1 Where's the rabbit?

2 Where's the duck?

3 Where's the mouse?

4 Where's the doll?

a It's under the bed.

b It's under the chair.

c It's in the socks.

d It's on the bed.

## 3 Write.

Where's the cat? \_\_\_\_\_

It's in the box. \_\_\_\_\_

# Unit 8 Lesson 1

## 1 Listen and circle.

1 cat dog

4 horse cat

2 sheep horse

5 dog goat

3 goat cow

6 sheep cow

## 2 Count and write.

1 \_\_\_\_\_ horses


2 \_\_\_\_\_ cows

3 \_\_\_\_\_ dogs

4 \_\_\_\_\_ goats

5 \_\_\_\_\_ sheep

6 \_\_\_\_\_ cats



## 3 Write.

cat \_\_\_\_\_ cow \_\_\_\_\_ horse \_\_\_\_\_

goat \_\_\_\_\_ dog \_\_\_\_\_ sheep \_\_\_\_\_

# Unit 8 Lesson 2

## 1 Match the sentences with the pictures.

1



a They have a horse.

3



b You have a cat.

2



c I have a goat.

4



d She has a sheep.

## 2 Choose and write.

has have


- 1 He \_\_\_\_\_ a brown bag.
- 2 They \_\_\_\_\_ two cats.
- 3 I \_\_\_\_\_ a new umbrella.
- 4 She \_\_\_\_\_ a big notebook.

## 3 Write.

I have a cat. \_\_\_\_\_


# Unit 8 Lesson 3

## 1 Listen and write.



## 2 Follow the lines. Write.

She has He has They have



1 \_\_\_\_\_ two bananas.

2 \_\_\_\_\_ four oranges.

3 \_\_\_\_\_ three apples

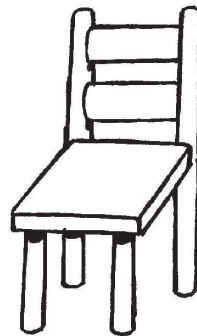
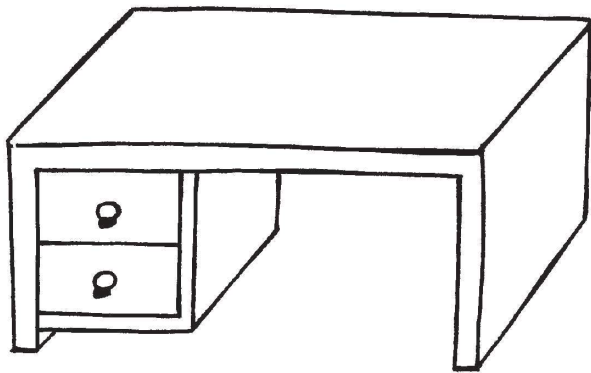
## 3 Write.

She has a goat. \_\_\_\_\_



# Revision 2


## 1 Listen and draw.



## 2 Match the questions and answers.

- |                            |                         |
|----------------------------|-------------------------|
| 1 Where are the pencils?   | a There are two.        |
| 2 Where is the notebook?   | b They're on the desk.  |
| 3 Where is the cat?        | c It's on the chair.    |
| 4 How many dogs are there? | d It's under the chair. |

## Ask and answer questions about this picture.




# Revision 2

## 3 Read and write T (Tom) or L (Linda).

Tom has two sheep and two cows.  
Linda has a cat and a parrot.

- 1 I have two sheep. \_\_\_\_      3 I have a parrot. \_\_\_\_  
2 I have a cat. \_\_\_\_      4 I have two cows. \_\_\_\_

## 4 Copy.



There are two ducks.

\_\_\_\_\_

There is a parrot.


\_\_\_\_\_

Where is the parrot?

\_\_\_\_\_

## 5 Write about the picture.


- 1 There are two \_\_\_\_\_.  
2 There is \_\_\_\_\_ table.  
3 \_\_\_\_\_ is the ant?  
4 It's \_\_\_\_\_.



# Unit 9 Lesson 1

## 1 Join the letters. Match with the pictures.

- 1 re nk
- 2 ta ok
- 3 lo t
- 4 wri te
- 5 dri ad
- 6 ea lk



## 2 Choose.

- 1 read
- 2 talk
- 3 look
- 4 write
- 5 drink
- 6 eat

an apple  
to a friend  
water  
letters  
an apple  
water



a book  
a book  
at a picture  
at a picture  
water  
an apple

## 3 Write.

read \_\_\_\_\_ talk \_\_\_\_\_ look \_\_\_\_\_  
write \_\_\_\_\_ drink \_\_\_\_\_ eat \_\_\_\_\_


# Unit 9 Lesson 2

## 1 Listen and number.



## 2 Choose and write.

He's She's It's



1 \_\_\_\_\_ reading.    2 \_\_\_\_\_ drinking.    3 \_\_\_\_\_ writing.

## 3 Write.

He's reading. \_\_\_\_\_


# Unit 9 Lesson 3

## 1 Listen and write.



## 2 Choose and write.

She's He's



1 \_\_\_\_\_ reading.

2 \_\_\_\_\_ eating.

3 \_\_\_\_\_ writing.

## 3 Write.

She's writing. \_\_\_\_\_







# Unit 10 Lesson 1

## 1 Count and find the words.

|   |   |   |   |   |   |   |   |   |   |    |   |   |   |   |    |   |
|---|---|---|---|---|---|---|---|---|---|----|---|---|---|---|----|---|
| w | g | e | s | r | m | t | a | u | n | k  | j | n | l | d | p  | i |
| 1 |   |   |   | 5 |   |   |   |   |   | 10 |   |   |   |   | 15 |   |

|    |    |    |    |             |    |       |    |       |       |   |       |
|----|----|----|----|-------------|----|-------|----|-------|-------|---|-------|
| 12 | 9  | 6  | 16 | <u>jump</u> | 1  | 8     | 14 | 11    | _____ |   |       |
| 5  | 17 | 15 | 3  | _____       | 5  | 9     | 10 | _____ |       |   |       |
| 14 | 17 | 4  | 7  | 3           | 10 | _____ | 4  | 17    | 13    | 2 | _____ |

## 2 Listen and number.

|   |   |   |  |   |   |
|---|---|---|--|---|---|
|  |  |  |  |  |  |
| <input type="checkbox"/>  | <input type="checkbox"/>  | <input type="checkbox"/>  | <input type="checkbox"/>   | <input type="checkbox"/>  | <input type="checkbox"/>  |


## 3 Write.

|            |              |            |
|------------|--------------|------------|
| jump _____ | listen _____ | run _____  |
| ride _____ | sing _____   | walk _____ |



# Unit 10 Lesson 2

## 1 Listen and circle.



## 2 Choose and write.

He's He isn't She's She isn't

- 1 \_\_\_\_\_ listening to music.  
\_\_\_\_\_ jumping.
- 2 \_\_\_\_\_ riding a horse.  
\_\_\_\_\_ walking.



## 3 Write.

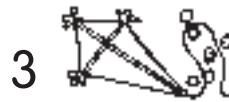
He isn't jumping. \_\_\_\_\_

# Unit 10 Lesson 3

## 1 Listen and write.



wr\_\_e




k\_\_e



t\_\_er




f\_\_ef\_\_hter



r\_\_e

## 2 Choose and write.

isn't running riding She's



1 She \_\_\_\_\_ running.

2 He's \_\_\_\_\_.

3 He isn't \_\_\_\_\_ a horse.


4 \_\_\_\_\_ riding a horse.

## 3 Write.

She isn't running. \_\_\_\_\_

# Unit 11 Lesson 1

1 Follow the lines. Match the food with the boxes.



biscuits

ice cream

sandwiches

kebabs

pizzas

chips

2 Write a, e or i.

1 ch \_ ps

4 k \_ b \_ bs

2 \_ ce cr \_ \_ m

5 s \_ ndw \_ ch \_ s

3 p \_ zz \_ s

6 b \_ scu \_ ts

3 Write.

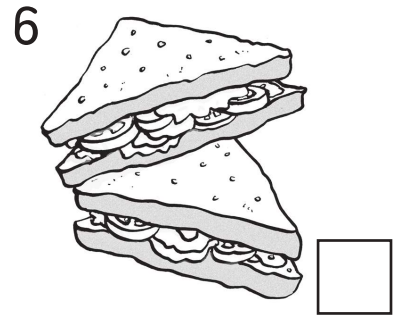
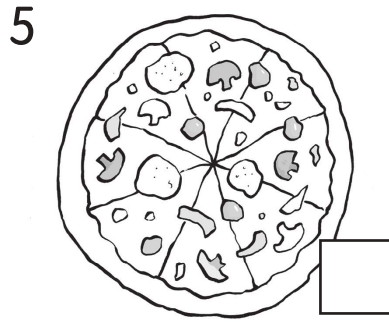




chips \_\_\_\_\_ sandwiches \_\_\_\_\_

biscuits \_\_\_\_\_ pizzas \_\_\_\_\_

ice cream \_\_\_\_\_ kebabs \_\_\_\_\_

# Unit 11 Lesson 2

## 1 Listen and write X or ✓.



## 2 Choose and write.

They're    They aren't

- 1 \_\_\_\_\_ eating pizzas.  
2 \_\_\_\_\_ eating kebabs.  
3 \_\_\_\_\_ writing.  
4 \_\_\_\_\_ reading.




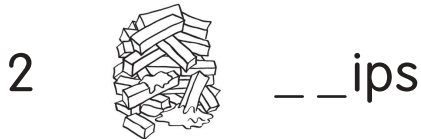


## 3 Write.

They're eating chips. \_\_\_\_\_


# Unit 11 Lesson 3

## 1 Listen and write.



## 2 Say.

riding horses running drinking eating singing



## 3 Write.


They aren't running.

They aren't eating pizzas.



# Revision 3

## 1 Listen and choose.



## 2 Match the sentences with the pictures.



- 1 He's singing.
- 2 She's singing.
- 3 They're eating pizzas.
- 4 They're listening to music.

- Picture A  
Picture B  
Picture C  
Picture D

## Say more sentences about the pictures.

He's eating chips.

Picture A.

# Revision 3

## 3 Read. Circle the sentences that aren't true.

He's reading a book.  
She's listening to music.  
They aren't singing.  
The cow is eating.  
The cats are drinking.



## 4 Copy.



He isn't singing.  
She's writing.  
They're listening to music.

---

---

---

## 5 Write about the picture.

He isn't \_\_\_\_\_.

He's \_\_\_\_\_.

\_\_\_\_\_ riding a horse.

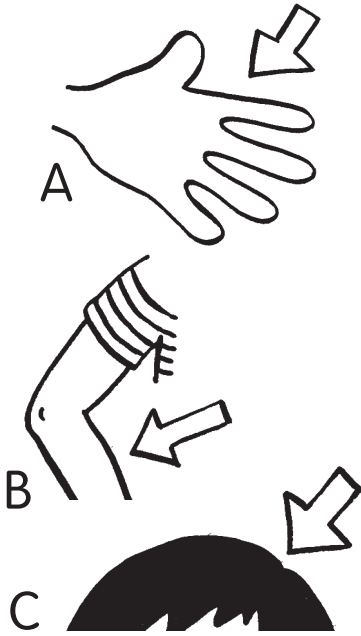
\_\_\_\_\_ drinking water.





# Unit 12 Lesson 1

## 1 Match.



- 1 arm
- 2 head
- 3 hand
- 4 foot
- 5 neck
- 6 leg



## 2 Listen and do.



Touch your foot.

## 3 Write.

hand \_\_\_\_\_ arm \_\_\_\_\_ foot \_\_\_\_\_  
feet \_\_\_\_\_ leg \_\_\_\_\_ head \_\_\_\_\_  
neck \_\_\_\_\_

# Unit 12 Lesson 2

## 1 Listen and circle.

- 1 yes no      3 yes no      5 yes no  
2 yes no      4 yes no      6 yes no

## 2 Choose and write.

eating Is is isn't










- 1 Is she writing? No, she \_\_\_\_\_.  
2 \_\_\_\_\_ he writing? Yes, he is.  
3 Is she eating biscuits? Yes, she \_\_\_\_\_.  
4 Is he \_\_\_\_\_ biscuits? No, he isn't.

## 3 Write.

Is he reading? \_\_\_\_\_ Yes, he is. \_\_\_\_\_

# Unit 12 Lesson 3

## 1 Listen and write.

- 1  f\_\_t      3  ha\_\_y      5  a\_\_le
- 2  f\_\_t      4  e\_\_      6  ra\_\_it
- 7  umbre\_\_a

## 2 Write in the correct order.

1 reading / Is / he / ?

Is he reading?

Yes, he is.

2 she / singing / Is / ?

\_\_\_\_\_

No, she isn't.

3 Is / talking / he / ?

\_\_\_\_\_

No, he isn't.

4 she / Is / eating / ?

\_\_\_\_\_

No, she isn't.



## 3 Write.

Is she reading a book? No, she isn't.

\_\_\_\_\_

# Unit 13 Lesson 1

## 1 Find the missing letters in the pictures.

1 \_\_emonade



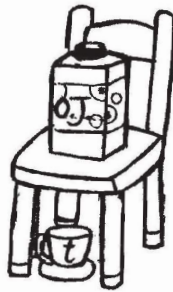

3 \_\_range \_\_ uice

5 \_\_offee

2 \_\_ater

4 \_\_ea

6 \_\_ilk



## 2 Look at the pictures in Exercise 1. Match.

1 The lemonade is

a under the chair.

2 The water is

b on the chair.

3 The orange juice is

c in the box.

4 The tea is

d in the bag.

5 The coffee is

e under the table.

6 The milk is

f on the table.

## 3 Write.

coffee \_\_\_\_\_ milk \_\_\_\_\_

lemonade \_\_\_\_\_ water \_\_\_\_\_

orange juice \_\_\_\_\_ tea \_\_\_\_\_

# Unit 13 Lesson 2

## 1 Match.

1 Are you drinking lemonade?

2 Are you eating a sandwich?

3 Are they riding horses?

4 Are they jumping?

No, I'm not.

No, they aren't.

Yes, I am.

Yes, they are.



## 2 Choose and write. Then listen and circle.

Are milk you eating

- |                             |     |    |
|-----------------------------|-----|----|
| 1 Are _____ reading?        | Yes | No |
| 2 Are they _____ pizza?     | Yes | No |
| 3 _____ you riding a horse? | Yes | No |
| 4 Are they drinking _____?  | Yes | No |

## 3 Write.

Are they drinking water? Yes, they are.

\_\_\_\_\_

# Unit 13 Lesson 3

## 1 Listen and write.



l \_ \_ ten




f \_ g



m \_ \_ k



z \_ p



b \_ g



w \_ ndow

## 2 Choose and write.

aren't Are I'm not they

1 Are you drinking milk?

No, \_\_\_\_\_.

2 \_\_\_\_\_ you eating pizza?

Yes, I am.

3 Are they walking?

No, they \_\_\_\_\_.

4 Are \_\_\_\_\_ singing?

Yes, they are.

## 3 Write.


Are they drinking water?

\_\_\_\_\_

No, they aren't. \_\_\_\_\_

# Unit 14 Lesson 1


## 1 Match.



shirt  
skirt  
trousers  
T-shirt  
trainers  
shoes



## 2 Read and colour.



I'm wearing yellow shoes, a brown skirt and a green T-shirt.



I'm wearing grey trainers, a red shirt and blue trousers.


## 3 Write.

shirt \_\_\_\_\_ trousers \_\_\_\_\_  
skirt \_\_\_\_\_ T-shirt \_\_\_\_\_  
trainers \_\_\_\_\_ shoes \_\_\_\_\_




# Unit 14 Lesson 2

## 1 Listen and colour.



## 2 Listen and number.




## 3 Write.

What is he wearing? \_\_\_\_\_

He's wearing trousers. \_\_\_\_\_

# Unit 14 Lesson 3

## 1 Listen and write.



## 2 Choose and write.

are He's drinking








- 1 What is he eating? \_\_\_\_\_ eating kebabs.  
2 What \_\_\_\_\_ they doing? They're reading.  
3 What are you \_\_\_\_\_? I'm drinking water.

## 3 Write.

What are you eating? \_\_\_\_\_  
I'm eating pizza. \_\_\_\_\_

# Revision 4

## 1 Listen and choose the correct answer.

- 1  Yes, they are.      No, they aren't.
- 2  Yes, he is.      No, he isn't.
- 3  Yes, she is.      No, she isn't.
- 4  Yes, I am.      No, I'm not.
- 5  Yes, they are.      No, they aren't.

## 2 Match the questions and answers about Tom.



- 1 What is he doing?      a No, he isn't.
- 2 Is he wearing a cap?      b Yes, he is.
- 3 Is he wearing a T-shirt?      c He's listening to music.

## Ask and answer questions about Tina.

# Revision 4

## 3 Read, draw and colour.

What is she wearing?

She's wearing a blue skirt and a yellow T-shirt.

Is she eating pizza?

No, she isn't.

Is he wearing grey trousers?


Yes, he is.

Is he wearing a red T-shirt?

No, he isn't. His T-shirt is green.

What is he eating?

He's eating chips.



## 4 Copy.

What is he doing?

He's riding a horse.

Is he eating pizza?

No, he isn't.

---

---

---

---

## 5 Write questions and answers about the picture.



---

---



---

---



# Unit 15 Lesson 2

## 1 Listen and number.



## 2 Write about yourself and a friend.

My notebook is \_\_\_\_\_

Your notebook is \_\_\_\_\_

Our classroom is \_\_\_\_\_


## 3 Write.

My pencil is blue. \_\_\_\_\_

Your pencil is red. \_\_\_\_\_

# Unit 15 Lesson 3

## 1 Listen and write.



## 2 Choose and write.

Our My Your

- 1 I have a notebook. My notebook is big.
- 2 You have a sister. \_\_\_\_\_ sister is nice.
- 3 We have an English teacher. \_\_\_\_\_ English teacher is nice.
- 4 I have a pencil. \_\_\_\_\_ pencil is red.

## 3 Write.

Our house is small. \_\_\_\_\_


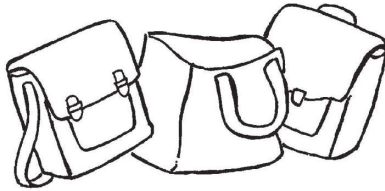
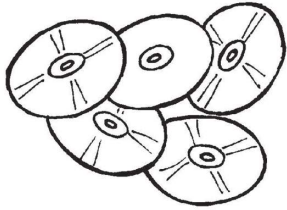



# Unit 16 Lesson 1

## 1 Find the words. Match with the pictures.



|   |   |   |   |   |   |   |   |   |   |   |
|---|---|---|---|---|---|---|---|---|---|---|
| T | B | A | G | V | W | A | T | C | H | X |
| Q | L | K | B | I | C | Y | C | L | E | N |
| C | D | S | M | A | G | A | Z | I | N | E |
| M | O | B | I | L | E | P | H | O | N | E |



## 2 Circle true or false.

- |                             |      |              |
|-----------------------------|------|--------------|
| 1 There are two bags.       | true | <u>false</u> |
| 2 There are three bicycles. | true | false        |
| 3 There are five CDs.       | true | false        |
| 4 There is a watch.         | true | false        |

## 3 Write.

bag \_\_\_\_\_ magazine \_\_\_\_\_

CD \_\_\_\_\_ mobile phone \_\_\_\_\_


bicycle \_\_\_\_\_ watch \_\_\_\_\_

# Unit 16 Lesson 2

## 1 Read and colour.

His bag is red.  
His mobile phone is black.  
Her bag is green.  
Her mobile phone is grey.

Their watches are brown.  
Their T-shirts are blue.



## 2 Write His, Her or Their.

- 1 \_\_\_\_\_ watch is big.
- 2 \_\_\_\_\_ watch is small.
- 3 \_\_\_\_\_ bag is old.
- 4 \_\_\_\_\_ bag isn't old.
- 5 \_\_\_\_\_ bicycle is old.

## 3 Write.

His bicycle is old. \_\_\_\_\_


Her magazine is big. \_\_\_\_\_

# Unit 16 Lesson 3

## 1 Listen and write.




b\_\_



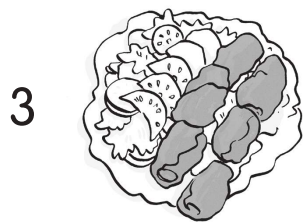
s\_\_dwich




m\_\_azine



c\_\_



keb\_\_



v\_\_

## 2 Choose and write.

Their is blue cat

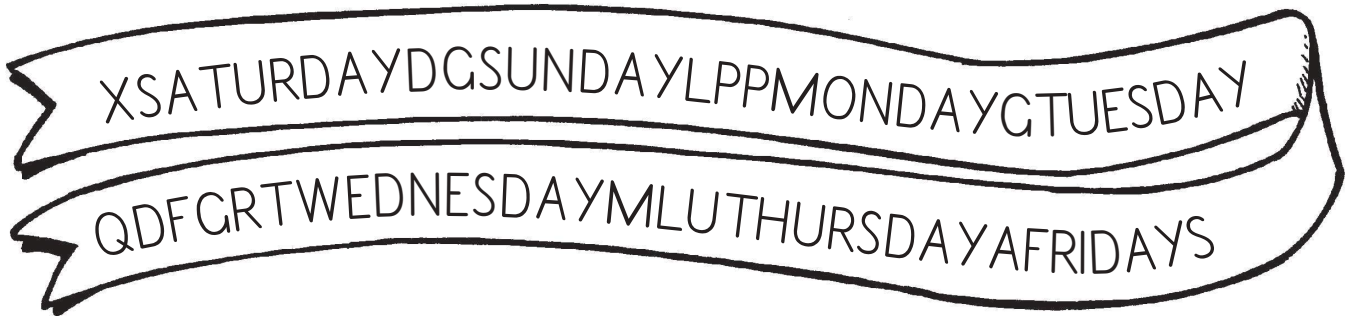
- 1 Her \_\_\_\_\_ is nice.
- 2 \_\_\_\_\_ house is small.
- 3 His notebook is \_\_\_\_\_.
- 4 Their school \_\_\_\_\_ old.

## 3 Write.

Their house is old. \_\_\_\_\_

# Unit 17 Lesson 1

## 1 Circle the days of the week.



## 2 Match.

- |         |        |
|---------|--------|
| 1 Sat   | nesday |
| 2 Su    | sday   |
| 3 Mon   | nday   |
| 4 Tuesd | day    |
| 5 Wed   | urday  |
| 6 Thur  | ay     |
| 7 Fr    | iday   |

## 3 Write.

Saturday \_\_\_\_\_ Sunday \_\_\_\_\_

Monday \_\_\_\_\_ Tuesday \_\_\_\_\_

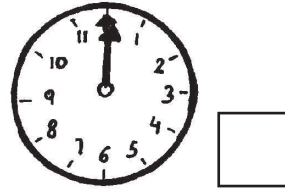

Wednesday \_\_\_\_\_

Thursday \_\_\_\_\_ Friday \_\_\_\_\_

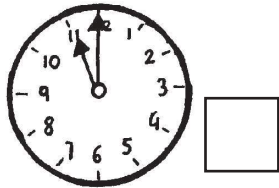
# Unit 17 Lesson 2

## 1 Listen and number.

Monday



Thursday




Friday

## 2 Choose and write.

What time Wednesday What day five o'clock


### WEDNESDAY



What day is it? It's \_\_\_\_\_.

What time is it? It's \_\_\_\_\_.

### SATURDAY



\_\_\_\_\_ is it? It's Saturday.

\_\_\_\_\_ is it? It's eight o'clock.

## 3 Write.

What day is it? \_\_\_\_\_


It's Tuesday. \_\_\_\_\_

# Unit 17 Lesson 3

## 1 Listen and write.

1  \_\_\_\_\_ rsday

2  \_\_\_\_\_ ee

3  \_\_\_\_\_ s

4  \_\_\_\_\_ t

5  \_\_\_\_\_ se

6  \_\_\_\_\_ se

## 2 Choose and write.

time It's it day

1 What \_\_\_\_\_ is it?

It's Wednesday.

2 What \_\_\_\_\_ is it?

It's six o'clock.

3 What day is it?

\_\_\_\_\_ Thursday.

4 What time is \_\_\_\_\_?

It's two o'clock.

## 3 Write.


What time is it? \_\_\_\_\_

It's three o'clock. \_\_\_\_\_



# Revision 5

## 1 Listen and colour.



## 2 Match the questions and answers.

- |                              |                         |
|------------------------------|-------------------------|
| 1 What colour are his shoes? | a It's under the chair. |
| 2 What colour are her shoes? | b They're blue.         |
| 3 Where is his bag?          | c They're red.          |
| 4 Where is her bag?          | d They're in her bag.   |
| 5 Where are their caps?      | e It's on the chair.    |


## Ask and answer questions about this picture.



# Revision 5

## 3 Read and match.

- 1 What day is it? It's Monday.  
They're wearing shorts.
- 2 What time is it? It's three o'clock.  
He isn't wearing a cap. They're wearing trousers.
- 3 What day is it? It's Sunday.  
They're wearing caps and shorts.
- 4 What time is it? It's eight o'clock.  
They're wearing trousers. They aren't wearing caps.



## 4 Copy.

What day is it? \_\_\_\_\_


It's Tuesday. \_\_\_\_\_

What time is it? \_\_\_\_\_

It's one o'clock. \_\_\_\_\_

# Unit 18 Lesson 1

## 1 Play a word game.



## 2 Order and write.


- 1 a She's doctor. \_\_\_\_\_
- 2 they happy Are? \_\_\_\_\_  
they No, aren't. \_\_\_\_\_
- 3 six are cats There. \_\_\_\_\_
- 4 have a We car. \_\_\_\_\_
- 5 a He's book reading. \_\_\_\_\_

# Unit 18 Lesson 2

## 1 Write.


Are in am You're isn't

**1**



I'm a teacher. \_\_\_\_\_ students.

**2**



Is Lucky \_\_\_\_\_ the box?

No, he \_\_\_\_\_.

**3**



\_\_\_\_\_ you sad?

Yes, I \_\_\_\_\_.

**4**



Where is Lucky?

## 2 Write.

1




They aren't chefs. \_\_\_\_\_  
policemen. \_\_\_\_\_ firefighters.

2



Are you happy?  
No, \_\_\_\_\_ . I'm \_\_\_\_\_.

3



Lucky \_\_\_\_\_ on the chair.  
Lucky is \_\_\_\_\_ the chair.

# Unit 18 Lesson 3

## 1 Play a word game.



Biscuits, kebabs, ch...

Chips.

That's right!



## 2 Order and write.

1 eating aren't They kebabs.

\_\_\_\_\_

2 isn't running He. \_\_\_\_\_

3 walking she Is? \_\_\_\_\_

she No, isn't. \_\_\_\_\_

4 What doing are they? \_\_\_\_\_

reading They're books. \_\_\_\_\_


5 isn't my This book. \_\_\_\_\_

your It's book. \_\_\_\_\_


# Unit 18 Lesson 4

## 1 Write.

time am in Are Is It's isn't




## 2 Write.



\_\_\_\_\_ is it?

\_\_\_\_\_ Thursday.



\_\_\_\_\_ are you wearing?

\_\_\_\_\_ wearing trousers and a T-shirt.



\_\_\_\_\_ your bicycle new?

No, it \_\_\_\_\_. \_\_\_\_\_ bicycle is old.



Colouring in

